

汉马光电

HAMMER LIGHTING

宁波汉马光电有限公司
NINGBO HAMMER LIGHTING CO.,LTD.

地址：浙江省宁波市余姚市长元路286号 邮编：315400
电话：0574-62837091 传真：0574-62837092
E-mail:info@hammerlyds.com
www.hammerlyds.com

HAMMER
宁波汉马光电有限公司
NINGBO HAMMER LIGHTING CO.,LTD.



宁波汉马光电有限公司是一家从事LED绿色照明产品研发、设计、生产、销售为一体的LED照明产品专业制造商。公司坐落于浙江沿海城市宁波余姚。公司致力于成为LED绿色照明节能综合方案解决商，在为客户提供优质LED灯具、高质量照明效果的同时，带来实实在在的节能省电效果。

Ningbo Hammer Lighting Co., Ltd. is a professional LED lighting manufacturer engaged in the research and development, design, production and sales of LED green lighting products. The company is located in Zhejiang coastal city Of Ningbo Yuyao. The company is committed to becoming the LED green lighting energy saving integrated solution provider, providing customers with high quality LED lamps, high quality lighting effect, at the same time, bring real energy saving effect.

汉马光电团队专注于LED照明产品研发10多年，深谙LED照明企业需以产品为核心的发展战略，不断自主创新研究并开发出符合市场需求的高性价比LED灯具产品，为大众提供高效节能、健康舒适的人工照明环境，同时坚持以质量为本，以中国领先品牌经营为宗旨的发展目标。

自人类迈入工业化以来，随着社会的发展，给环境带来了巨大的压力，在国家新经济、新常态下，建设绿色生态社会显得非常紧迫。汉马光电坚持以节能减排为使命，以“绿色低碳节能，智慧生态照明”为产品设计理念，经过多年的研发积累，研究开发了一系列具有高性价比的LED高效照明灯具，其中以LED户外照明、LED室内照明、LED智能照明为主要发展方向。公司产品已广泛应用于国内市场，同时出口远销到美国、德国、英国、法国、澳大利亚、日本等欧美与亚太发达国家市场及巴基斯坦、印度、东南亚等新兴市场。

展望未来，汉马光电将坚持“稳中求进”发展主基调，精化LED照明产品，完善综合服务能力，加大业务创新与转型，实现战略性发展，汉马光电目标是塑造领先的LED照明品牌，成为中国主流的照明企业。

About Photometric

Lens type


5050/3535



4



6



8

3030



14

Lens shelter

Blocking back light



For 4 in 1 lens



For 6 in 1 lens


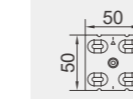
LED Modules

- High efficiency outdoor modules
- Suitable for harsh and humid outdoor conditions
- Tested acc. to salt spray test (IEC 60068-2-52) and harmful gas test (GR-1217-CORE)
- Huge performance temperature range from -40 ... +105 °C
- Surge tested (+/- to earth) 6 kV with Tridonic LED Driver
- Integrated NTC for overtemperature protection
- Zhaga Book 15 compliant
- For use with standard 2x2 lenses (e.g. LEDiL Strada 2x2)
- Push terminals for quick and simple wiring

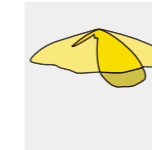


Optics

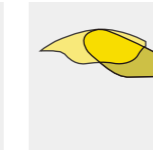
3535/5050



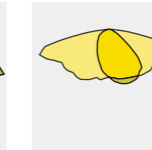
SL4T2



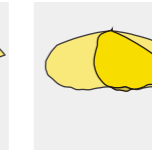
SL4T3



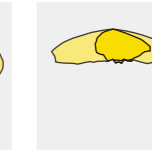
SL4T4



SH4T2




SH4T3




GH4T4




GH4T5



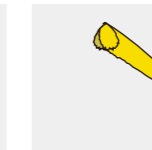
FH430



FH460

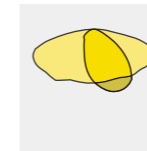
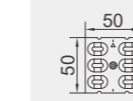


FH490

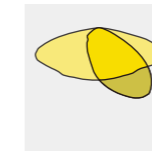


FH422

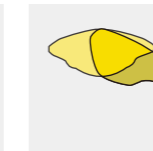
3535/5050



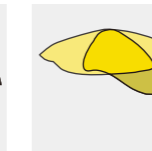
SL6T1



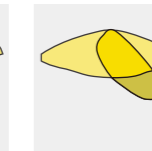
SL6T2



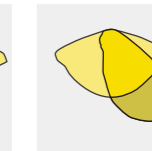
SL6T3



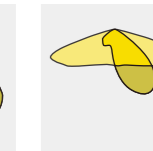
SX6T3



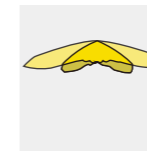
SL6G1




SL6G2



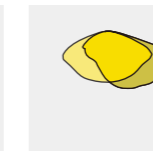
SL6G3



SL6T22

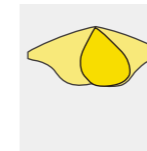
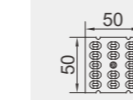


GL6T5

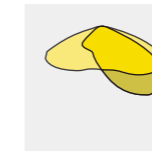


GL6T4

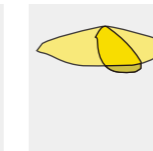
3030



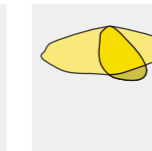
SX14T2



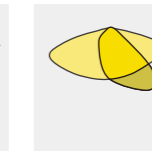
SX14T3




SL14T2



SL14EA



SL14EB

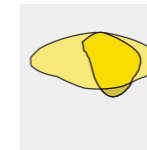
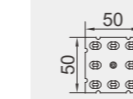


GX14T5



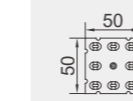
GX14T4

3535




S21A8-T3


5050



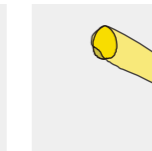
FD830



FD860



FD890




FL845

Contents

Bollard light							
							
Wall light							
							
Garden light							
							
							
							

Street light					
Projector light					
Corner lamp					
Linear light					
Underground light					

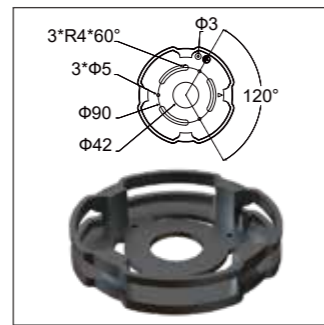
Bollard light



揽月 / Asteria

220-240Vac	50-60Hz	45lm/W	3000-6500K	CRI > 70/80	PF 0.95	50000 hr
Ta -35°C +50°C	RH 10% 95%	Class I	IK09	IP65	CE	RoHS

产品细节 Details



Base (optional)



Anchor bolt (optional)

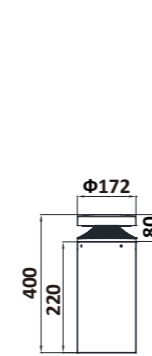
- 1 - PCB Board
- 2 - PC Lens
- 3 - Reflecting Surface
- 4 - Die-casting Aluminium Alloy HeatSing
- 5 - Gear Box
- 6 - Water-proof Junction Box(Option)
- 7 - Extruded aluminum stem
- 8 - Base Plate

产品参数 Product parameters

Model	Rated Power	Luminaire Output Flux	Led Chip	Leds(PCS)	Dimming
HYCP-2008-15	15W	675lm	5050	36	ON/OFF
HYCP-2008-15	15W	675lm	5050	36	DALI
HYCP-2008-25	25W	1125lm	5050	36	ON/OFF
HYCP-2008-25	25W	1125lm	5050	36	DALI

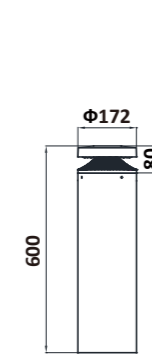
HYCP-2008

产品尺寸 Dimension



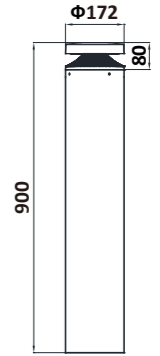
HYCP-2008-40

Φ 172*400mm



HYCP-2008-60

Φ 172*600mm



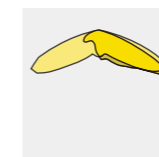
HYCP-2008-90

Φ 172*900mm


包装参数 Packing Information

Model	Carton Size(mm)	QTY/ Carton	N.W. (KGS)	G.W. (KGS)
HYCP-2008-40	420*200*220	1	4.2	4.5
HYCP-2008-60	620*200*220	1	5.1	5.6
HYCP-2008-90	920*200*220	1	6.7	7.5

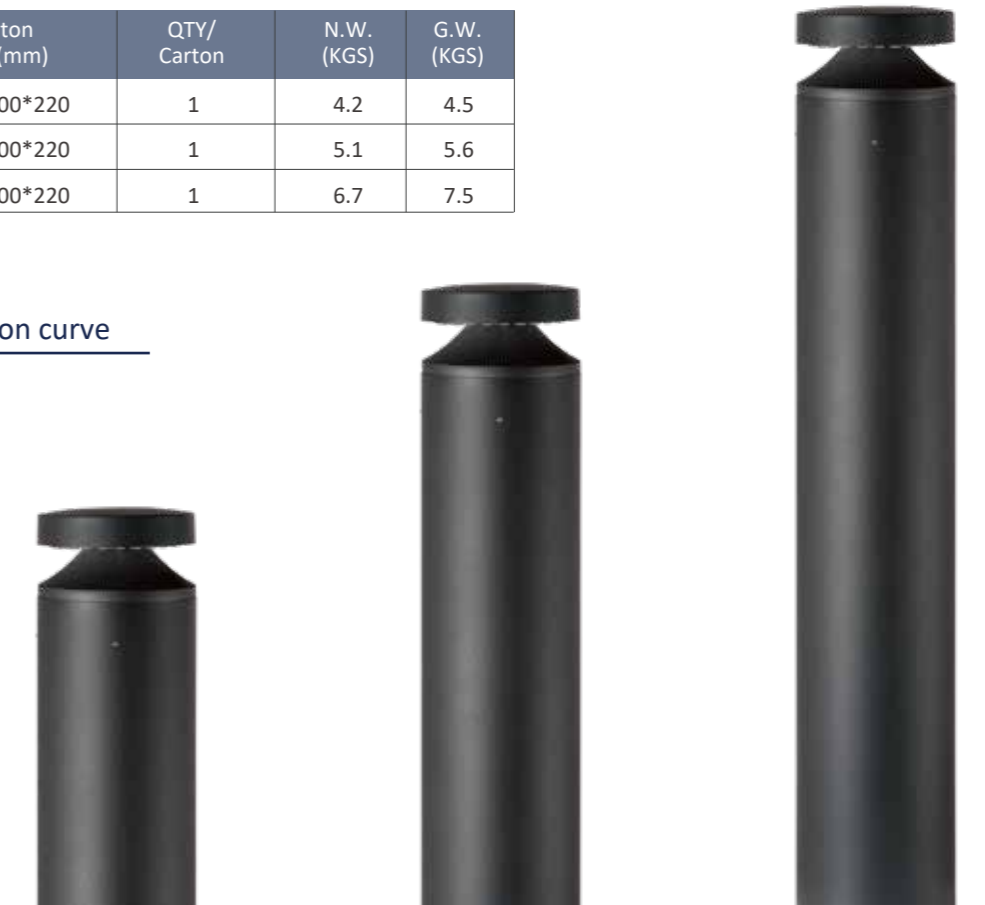
配光曲线 Distribution curve



G11C36-T3



C12C36-T5



HYCP-2008-40

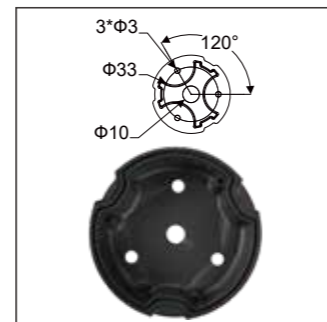
HYCP-2008-60

HYCP-2008-90

揽月 / Asteria

100-240Vac	50-60Hz	65lm/W	3000-6500K	CRI > 70/80	PF 0.95	50000 hr
Ta -35°C +50°C	RH 10% 95%	Class I	IK09	IP65	CE	RoHS

产品细节 Details



Base (optional)



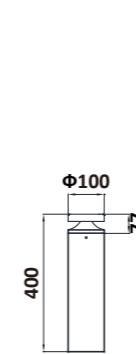
Anchor bolt (optional)

产品参数 Product parameters

Model	Rated Power	Luminaire Output Flux	Led Chip	Leds(PCS)	Dimming
HYCP-2008S-12	12W	780lm	2835	72	ON/OFF

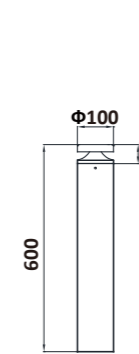
HYCP-2008S

产品尺寸 Dimension



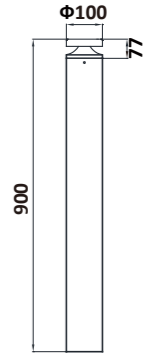
HYCP-2008S-40

φ 100*400mm



HYCP-2008S-60

φ 100*600mm



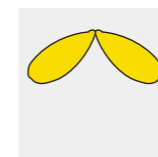
HYCP-2008S-90

φ 100*900mm

包装参数 Packing Information

Model	Carton Size(mm)	QTY/ Carton	N.W. (KGS)	G.W. (KGS)
HYCP-2008S-40	420*340*230	6	12	12.6
HYCP-2008S-60	620*340*230	6	15	15.9
HYCP-2008S-90	920*340*230	6	18	20.3

配光曲线 Distribution curve



HYCP-2008S-40



HYCP-2008S-60

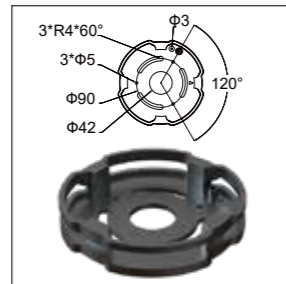


HYCP-2008S-90

晨曦 / Crius

220-240Vac	50-60Hz	100lm/W	3000-6500K	CRI > 70/80	PF 0.95	50000 hr
Ta -35°C +50°C	RH 10% 95%	Class I	IK09	IP65	CE	RoHS

产品细节 Details



Base (optional)



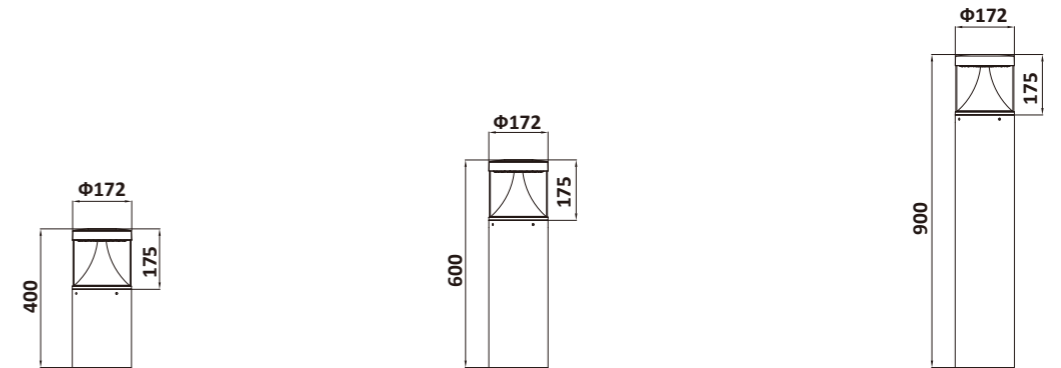
Anchor bolt (optional)

产品参数 Product parameters

Model	Rated Power	Luminaire Output Flux	Led Chip	Leds(PCS)	Dimming
HYP-2009-15	15W	1500lm	5050	36	ON/OFF
HYP-2009-15	15W	1500lm	5050	36	DALI
HYP-2009-25	25W	2500lm	5050	36	ON/OFF
HYP-2009-25	25W	2500lm	5050	36	DALI

HYP-2009

产品尺寸 Dimension



HYP-2009-40

φ 172*400mm

HYP-2009-60

φ 172*600mm

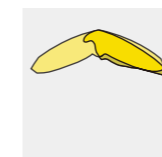
HYP-2009-90

φ 172*900mm


包装参数 Packing Information

Model	Carton Size(mm)	QTY/ Carton	N.W. (KGS)	G.W. (KGS)
HYP-2009-40	420*200*220	1	4.3	4.5
HYP-2009-60	620*200*220	1	5.3	5.8
HYP-2009-90	920*200*220	1	7	8

配光曲线 Distribution curve



G11C36-T3



C12C36-T5



HYP-2009-40



HYP-2009-60

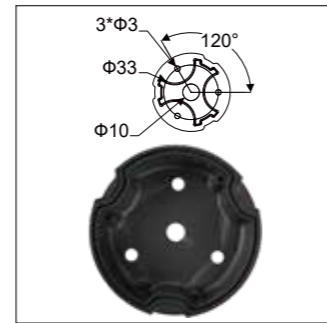


HYP-2009-90

晨曦 / Crius

220-240Vac	50-60Hz	100lm/W	3000-6500K	CRI > 70/80	PF 0.95	50000 hr
Ta -35°C +50°C	RH 10% 95%	Class I	IK09	IP65	CE	RoHS

产品细节 Details



Base (optional)



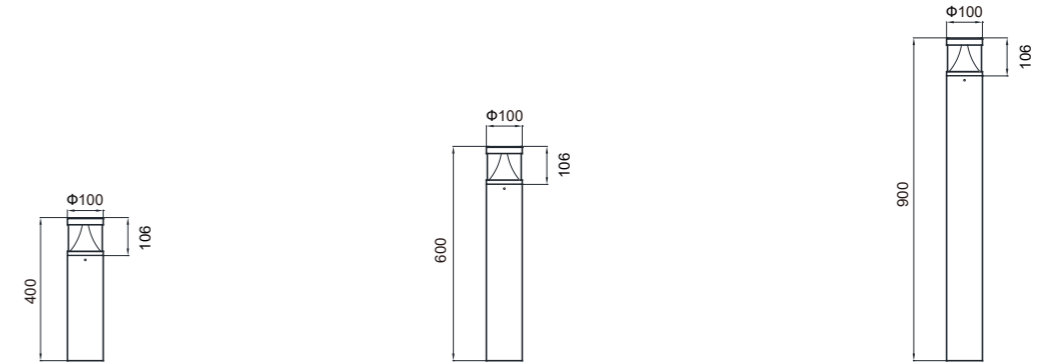
Anchor bolt (optional)

产品参数 Product parameters

Model	Rated Power	Luminaire Output Flux	Led Chip	Leds(PCS)	Dimming
HYCP-2009S-12	12W	1200lm	2835	72	ON/OFF

HYCP-2009S

产品尺寸 Dimension



HYCP-2009S-40

φ 100*400mm

HYCP-2009S-60

φ 100*600mm

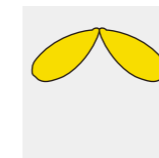
HYCP-2009S-90

φ 100*900mm

包装参数 Packing Information

Model	Carton Size(mm)	QTY/ Carton	N.W. (KGS)	G.W. (KGS)
HYCP-2009S-40	420*340*230	6	12	13.2
HYCP-2009S-60	620*340*230	6	14.4	15.6
HYCP-2009S-90	920*340*230	6	18	20.3

配光曲线 Distribution curve



HYCP-2009S-40



HYCP-2009S-60

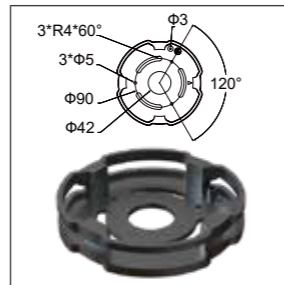


HYCP-2009S-90

星辉 / Pillar

220-240Vac	50-60Hz	40lm/W	3000-6500K	CRI > 70/80	PF 0.95	50000 hr
Ta -35°C +50°C	RH 10% 95%	Class I	IK09	IP65	CE	RoHS

产品细节 Details



Base (optional)



Anchor bolt (optional)

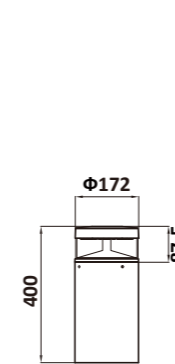


产品参数 Product parameters

Model	Rated Power	Luminaire Output Flux	Led Chip	Leds(PCS)	Dimming
HYCP-2006-15	15W	600lm	5050	36	ON/OFF
HYCP-2006-15	15W	600lm	5050	36	DALI
HYCP-2006-25	25W	1000lm	5050	36	ON/OFF
HYCP-2006-25	25W	1000lm	5050	36	DALI

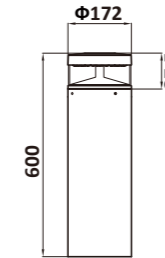
HYCP-2006

产品尺寸 Dimension



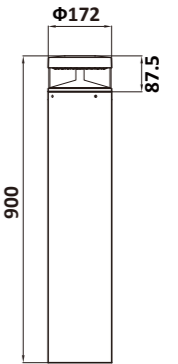
HYCP-2006-40

Φ 172*400mm



HYCP-2006-60

Φ 172*600mm



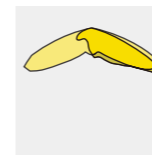
HYCP-2006-90

Φ 172*900mm


包装参数 Packing Information

Model	Carton Size(mm)	QTY/ Carton	N.W. (KGS)	G.W. (KGS)
HYCP-2006-40	420*200*220	1	3.8	4.4
HYCP-2006-60	620*200*220	1	5.2	5.8
HYCP-2006-90	920*200*220	1	6.3	7

配光曲线 Distribution curve



G11C36-T3



C12C36-T5



HYCP-2006-40



HYCP-2006-60

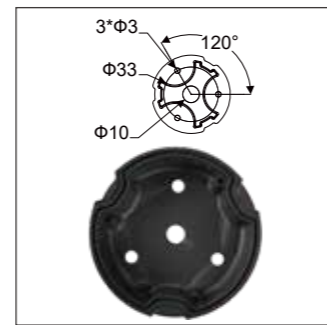


HYCP-2006-90

星辉 / Pillar

220-240Vac	50-60Hz	35lm/W	3000-6500K	CRI > 70/80	PF 0.95	50000 hr
Ta -35°C +50°C	RH 10% 95%	Class I	IK09	IP65	CE	RoHS

产品细节 Details



Base (optional)



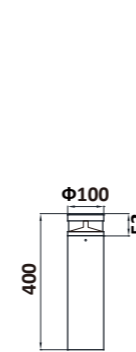
Anchor bolt (optional)

产品参数 Product parameters

Model	Rated Power	Luminaire Output Flux	Led Chip	Leds(PCS)	Dimming
HYCP-2006S-12	12W	420lm	2835	72	ON/OFF

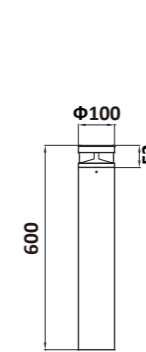
HYCP-2006S

产品尺寸 Dimension



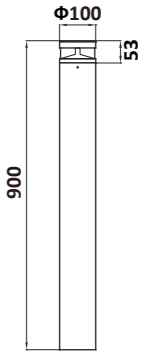
HYCP-2006S-40

φ 100*400mm



HYCP-2006S-60

φ 100*600mm



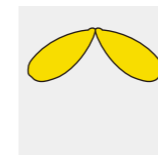
HYCP-2006S-90

φ 100*900mm

包装参数 Packing Information

Model	Carton Size(mm)	QTY/ Carton	N.W. (KGS)	G.W. (KGS)
HYCP-2006S-40	420*230*350	6	9	10.2
HYCP-2006S-60	620*230*350	6	11.4	12.6
HYCP-2006S-90	920*230*350	6	15.6	16.9

配光曲线 Distribution curve



HYCP-2006S-40



HYCP-2006S-60

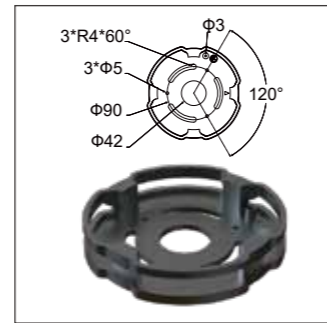


HYCP-2006S-90

梦璃 / Flora

100-240Vac	50-60Hz	110lm/W	3000-6500K	CRI > 70/80	PF 0.9	50000 hr
Ta -35°C +50°C	RH 10% 95%	Class I	IK09	IP65	CE	RoHS

产品细节 Details



Base (optional)



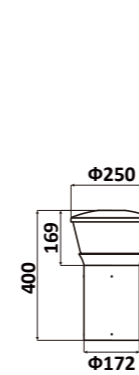
Anchor bolt (optional)

产品参数 Product parameters

Model	Rated Power	Luminaire Output Flux	Led Chip	Leds(PCS)	Dimming
HYCP-2010-12	12W	1320lm	5050	72	ON/OFF

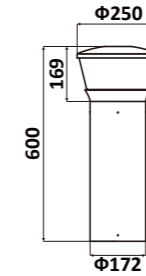
HYCP-2010

产品尺寸 Dimension



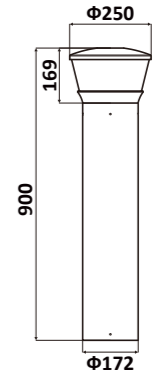
HYCP-2010-40

φ 250*400mm



HYCP-2010-60

φ 250*600mm



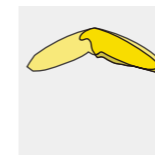
HYCP-2010-90

φ 250*900mm


包装参数 Packing Information

Model	Carton Size(mm)	QTY/ Carton	N.W. (KGS)	G.W. (KGS)
HYCP-2010-40	420*270*280	1	4	4.5
HYCP-2010-60	620*270*280	1	6.4	7.5
HYCP-2010-90	920*270*280	1	8.1	9.3

配光曲线 Distribution curve



G11C36-T3



C12C36-T5



HYCP-2010-40



HYCP-2010-60

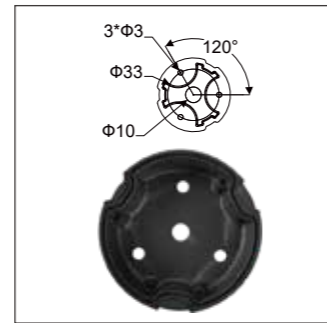


HYCP-2010-90

梦璃 / Flora

100-240Vac	50-60Hz	110lm/W	3000-6500K	CRI > 70/80	PF 0.9	50000 hr
Ta -35°C +50°C	RH 10% 95%	Class I	IK09	IP65	CE	RoHS

产品细节 Details



Base (optional)



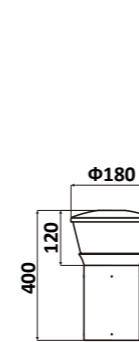
Anchor bolt (optional)

产品参数 Product parameters

Model	Rated Power	Luminaire Output Flux	Led Chip	Leds(PCS)	Dimming
HYCP-2010S-12	12W	1320lm	2835	72	ON/OFF

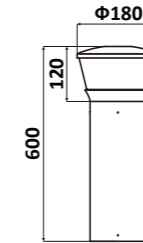
HYCP-2010S

产品尺寸 Dimension



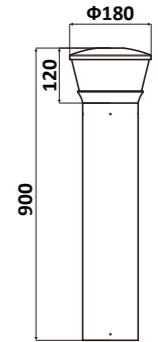
HYCP-2010S-40

φ 180*400mm



HYCP-2010S-60

φ 180*600mm



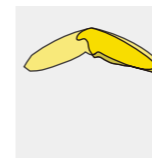
HYCP-2010S-90

φ 180*900mm


包装参数 Packing Information

Model	Carton Size(mm)	QTY/ Carton	N.W. (KGS)	G.W. (KGS)
HYCP-2010S-40	420*200*220	1	4	4.5
HYCP-2010S-60	620*200*220	1	6.4	7.5
HYCP-2010S-90	920*200*220	1	8.1	9.3

配光曲线 Distribution curve



G11C36-T3



C12C36-T5



HYCP-2010S-40



HYCP-2010S-60

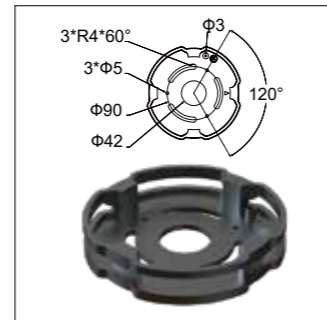


HYCP-2010S-90

梦璃 / Flora

3.7-4.2Vac	50-60Hz	90lm/W	3000-6500K	CRI > 70/80	50000 hr	Ta -35°C +50°C
RH 10% 95%	Class III	IK09	IP65	CE	RoHS	

产品细节 Details



Base (optional)



Anchor bolt (optional)

产品参数 Product parameters

Model	Rated Power	Luminaire Output Flux	Led Chip	Leds(PCS)	Output Voltage	Dimming
HYCP-2015-5	5W	450lm	5050	72	3Vdc	SOLAR

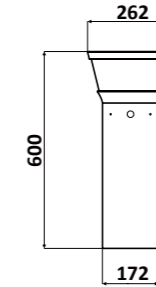
HYCP-2015

产品尺寸 Dimension



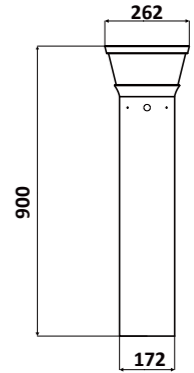
HYCP-2015-40

φ 262*400mm



HYCP-2015-60

φ 262*600mm



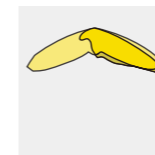
HYCP-2015-90

φ 262*900mm


包装参数 Packing Information

Model	Carton Size(mm)	QTY/ Carton	N.W. (KGS)	G.W. (KGS)
HYCP-2015-40	270*270*420	1	2.8	3.7
HYCP-2015-60	270*270*620	1	3.2	4.1
HYCP-2015-90	270*270*920	1	3.8	5

配光曲线 Distribution curve



G11C36-T3



C12C36-T5



HYCP-2015-40



HYCP-2015-60

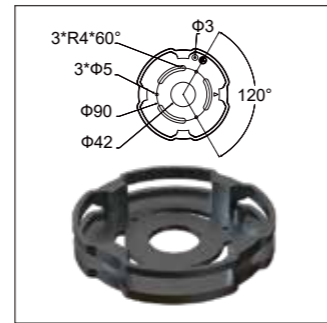


HYCP-2015-90

翠微 / Dolphin

220-240Vac	50-60Hz	80lm/W	3000-6500K	CRI > 70/80	50000 hr	Ta -35°C +50°C
RH 10% 95%	Class I	IK09	IP65	CE	RoHS	

产品细节 Details



Base (optional)



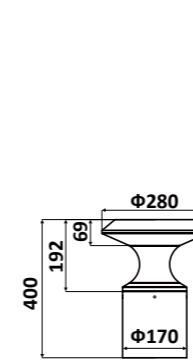
Anchor bolt (optional)

产品参数 Product parameters

Model	Rated Power	Luminaire Output Flux	Led Chip	Leds(PCS)	Dimming
HYCP-2000-12	12W	960lm	2835	120	ON/OFF
HYCP-2000-24	24W	1920lm	2835	120	ON/OFF

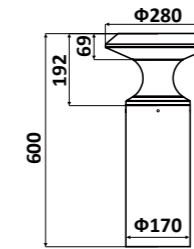
HYCP-2000

产品尺寸 Dimension



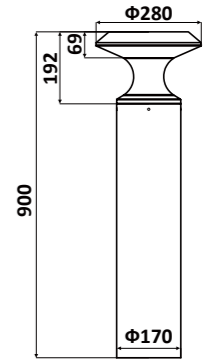
HYCP-2000-40

φ 280*400mm
φ 170mm



HYCP-2000-60

φ 280*600mm
φ 170mm




HYCP-2000-90

φ 280*900mm
φ 170mm

包装参数 Packing Information

Model	Carton Size(mm)	QTY/ Carton	N.W. (KGS)	G.W. (KGS)
HYCP-2000-40	420*295*310	1	2.8	3.7
HYCP-2000-60	620*295*310	1	3.2	4.1
HYCP-2000-90	920*295*310	1	3.8	5

配光曲线 Distribution curve



C12C36-T5



HYCP-2000-40



HYCP-2000-60

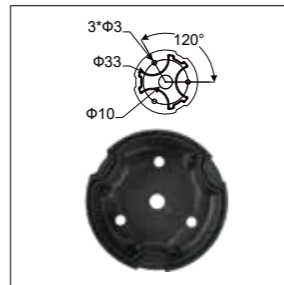


HYCP-2000-90

碧莹 / Gares

200-277Vac	50-60Hz	100lm/W	3000-6500K	CRI > 70/80	PF 0.9	50000 hr
Ta -35°C +50°C	RH 10% 95%	Class I	IK09	IP65	CE	RoHS

产品细节 Details



Base (optional)



Anchor bolt (optional)

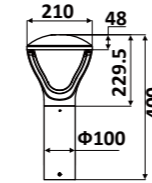


产品参数 Product parameters

Model	Rated Power	Luminaire Output Flux	Led Chip	Leds(PCS)	Dimming
HYCP-2011-12	12W	1200lm	3030	24	1-10V
HYCP-2011-24	24W	2400lm	3030	48	1-10V

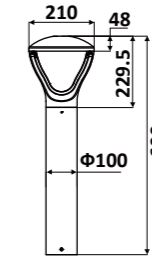
HYCP-2011

产品尺寸 Dimension



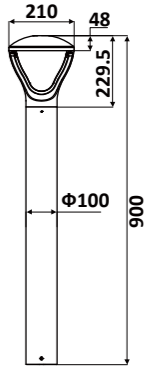
HYCP-2011-40

Φ 210*400mm



HYCP-2011-60

Φ 210*600mm




HYCP-2011-90

Φ 210*900mm

包装参数 Packing Information

Model	Carton Size(mm)	QTY/ Carton	N.W. (KGS)	G.W. (KGS)
HYCP-2011-40	420*225*240	1	3.8	4.5
HYCP-2011-60	620*225*240	1	4.2	4.9
HYCP-2011-90	920*225*240	1	4.8	5.6

配光曲线 Distribution curve



C12C36-T5



HYCP-2011-40



HYCP-2011-60



HYCP-2011-90

花漾 / Della

220-240Vac	50-60Hz	110lm/W	3000-6500K	CRI > 70/80	PF 0.95	50000 hr
Ta -35°C +50°C	RH 10% 95%	Class I	IK09	IP65	CE	RoHS

产品细节 Details

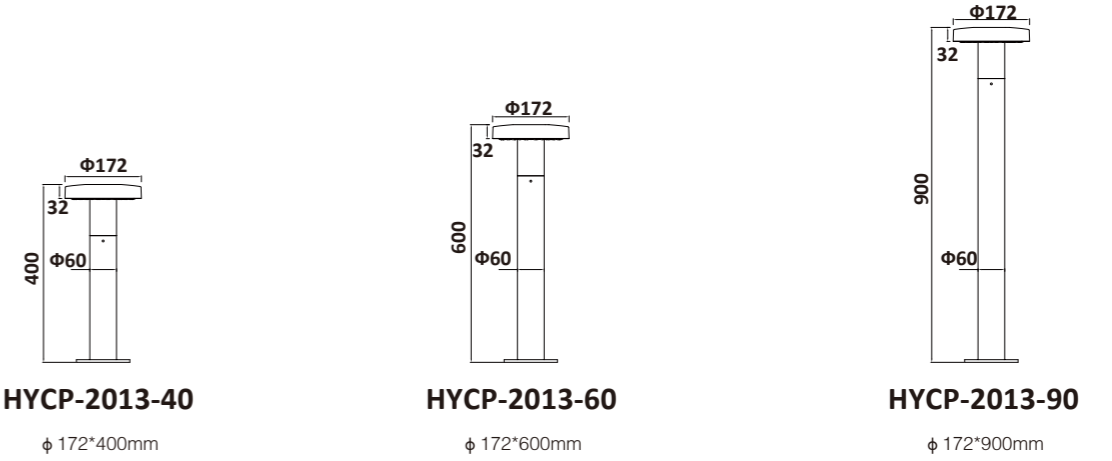


产品参数 Product parameters

Model	Rated Power	Luminaire Output Flux	Led Chip	Leds(PCS)	Dimming
HYP-2013	12W	1200lm	5050	36	ON/OFF

HYCP-2013

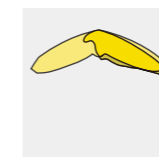
产品尺寸 Dimension




包装参数 Packing Information

Model	Carton Size(mm)	QTY/ Carton	N.W. (KGS)	G.W. (KGS)
HYP-2013-40	420*195*220	1	4.1	4.7
HYP-2013-60	620*195*220	1	4.2	4.8
HYP-2013-90	920*195*220	1	5.3	6

配光曲线 Distribution curve



G11C36-T3



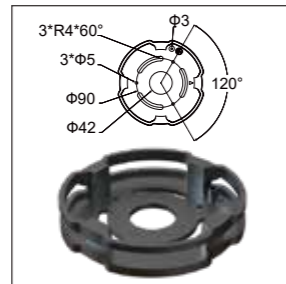
C12C36-T5



星芒 / Luna

220-240Vac	50-60Hz	100lm/W	3000-6500K	CRI > 70/80	PF 0.95	50000 hr
Ta -35°C +50°C	RH 10% 95%	Class I	IK10	IP66	CE	RoHS

产品细节 Details



Base (optional)



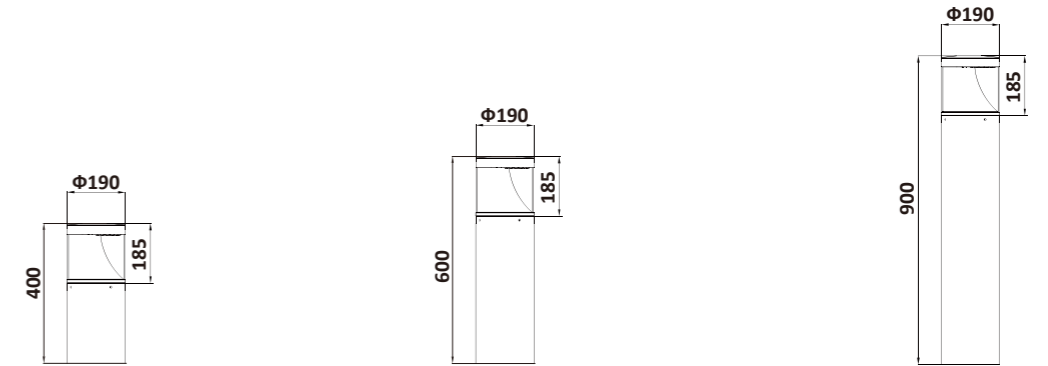
Anchor bolt (optional)

产品参数 Product parameters

Model	Rated Power	Luminaire Output Flux	Led Chip	Leds(PCS)	Dimming
HYCP-2101-20	20W	800lm	5050	36	DALI

HYCP-2101

产品尺寸 Dimension



HYCP-2101-40

φ 172*400mm

HYCP-2101-60

φ 172*600mm

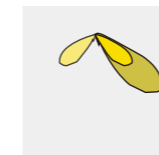
HYCP-2101-90

φ 172*900mm

包装参数 Packing Information

Model	Carton Size(mm)	QTY/ Carton	N.W. (KGS)	G.W. (KGS)
HYCP-2009-40	420*200*220	1	4.3	4.5
HYCP-2009-60	620*200*220	1	5.3	5.8
HYCP-2009-90	920*200*220	1	7	8

配光曲线 Distribution curve



HYCP-2101-40

HYCP-2101-60

HYCP-2101-90

Wall light





春晓 / Pandora R

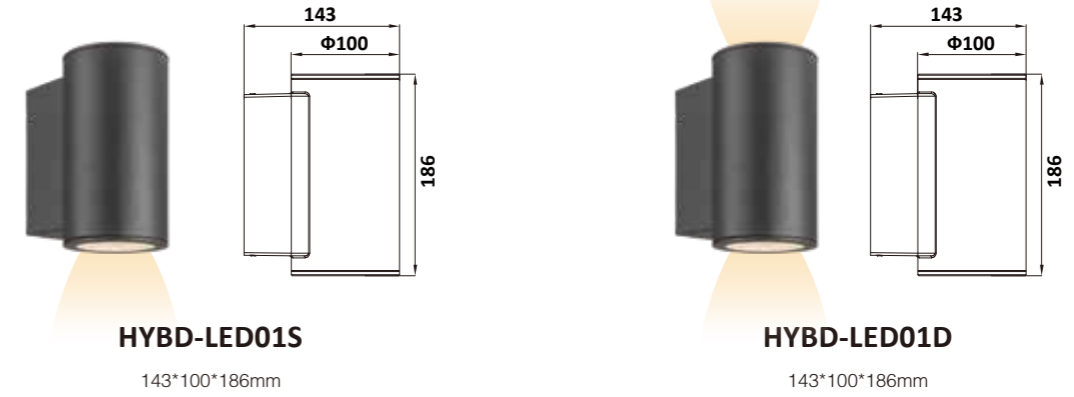
220-240Vac	50-60Hz	95lm/W	3000-6500K	CRI > 80	PF 0.9	50000 hr
Ta -35°C +50°C	RH 10% 95%	Class I	IK09	IP65	CE	RoHS

产品细节 Details

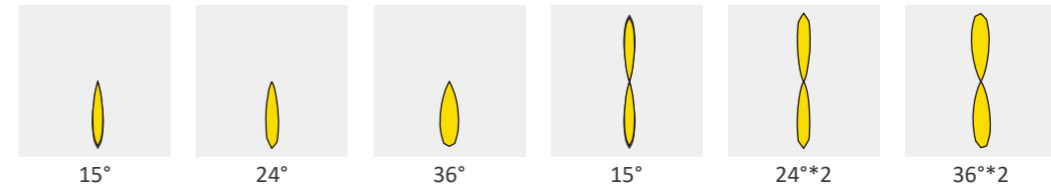


HYBD-LED01

产品尺寸 Dimension



配光曲线 Distribution curve



产品参数 Product parameters

Model	Rated Power	Luminaire Output Flux	Led Chip	Leds. (PCS)	Dimming	Carton Size(mm)	QTY/ Carton	N.W. (KGS)	G.W. (KGS)
HYBD-LED01S	10W	950lm	COB1006	1	ON/OFF	470*320*210	8	12.8	13.6
HYBD-LED01S	10W	950lm	COB1006	1	DALI	470*320*210	8	12.8	13.6
HYBD-LED01D	20W	1900lm	COB1006	1	ON/OFF	470*320*210	8	15.2	16
HYBD-LED01D	20W	1900lm	COB1006	1	DALI	470*320*210	8	15.2	16





清风 / Pandora S

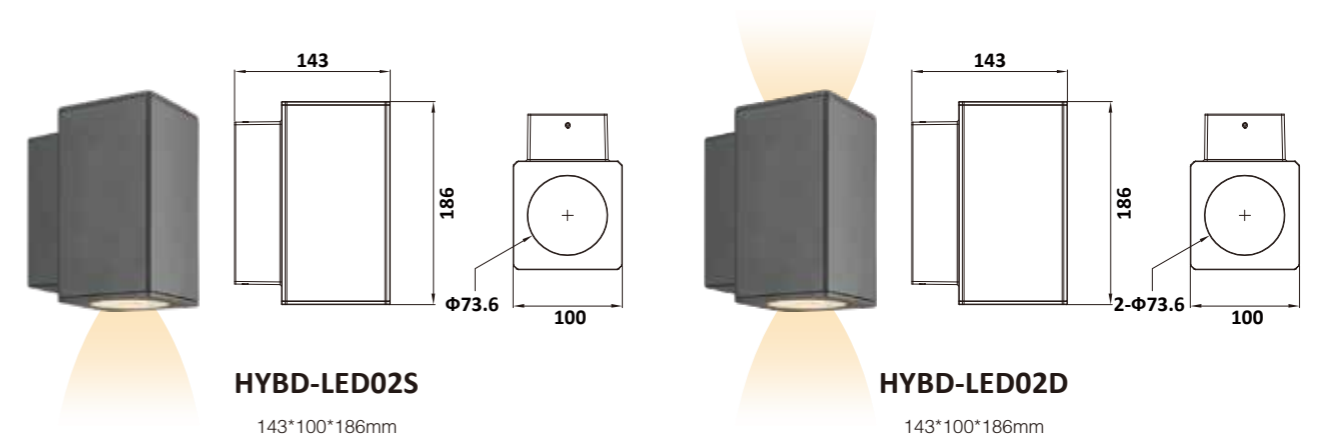
220-240Vac	50-60Hz	95lm/W	3000-6500K	CRI > 80	PF 0.9	50000 hr
Ta -35°C +50°C	RH 10% 95%	Class I	IK09	IP65	CE	RoHS

产品细节 Details

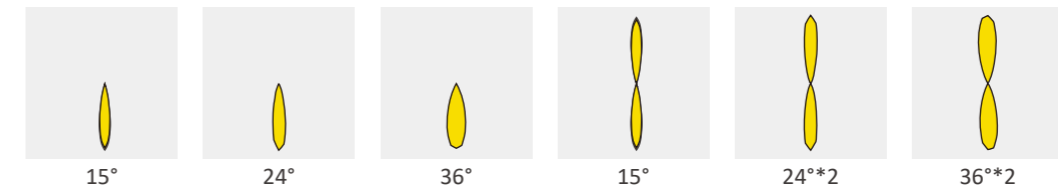


HYBD-LED02

产品尺寸 Dimension



配光曲线 Distribution curve



产品参数 Product parameters

Model	Rated Power	Luminaire Output Flux	Led Chip	Leds. (PCS)	Dimming	Carton Size(mm)	QTY/ Carton	N.W. (KGS)	G.W. (KGS)
HYBD-LED02S	10W	950lm	COB1006	1	ON/OFF	470*320*210	8	16	16.8
HYBD-LED02S	10W	950lm	COB1006	1	DALI	470*320*210	8	16	16.8
HYBD-LED02D	20W	1900lm	COB1006	1	ON/OFF	470*320*210	8	16.8	17.6
HYBD-LED02D	20W	1900lm	COB1006	1	DALI	470*320*210	8	16.8	17.6





清泉/ Pandora S

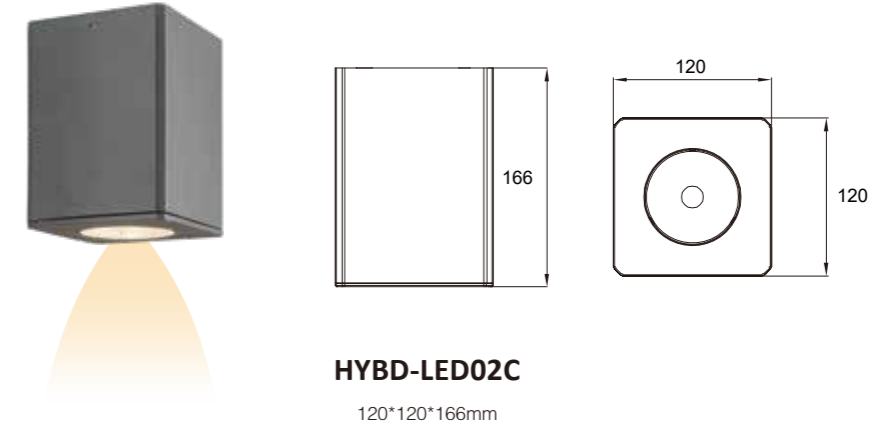
220-240Vac	50-60Hz	100lm/W	3000-6500K	CRI > 80	PF 0.95	50000 hr
Ta -35°C +50°C	RH 10% 95%	Class I	IK09	IP65	CE	RoHS

产品细节 Details

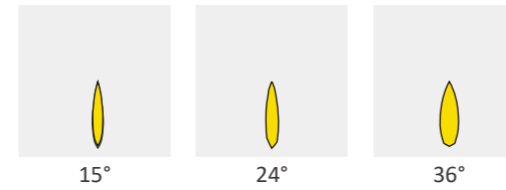


HYBD-LED02C

产品尺寸 Dimension



配光曲线 Distribution curve



产品参数 Product parameters

Model	Rated Power	Luminaire Output Flux	Led Chip	Leds. (PCS)	Dimming	Carton Size(mm)	QTY/ Carton	N.W. (KGS)	G.W. (KGS)
HYBD-LED02C	15W	1500lm	COB1013	1	ON/OFF	530*270*190	8	16	16.8
HYBD-LED02C	15W	1500lm	COB1013	1	DALI	530*270*190	8	16	16.8
HYBD-LED02C	25W	2500lm	COB1013	1	ON/OFF	530*270*190	8	16	16.8
HYBD-LED02C	25W	2500lm	COB1013	1	DALI	530*270*190	8	16	16.8






幽梦 / Kitty R

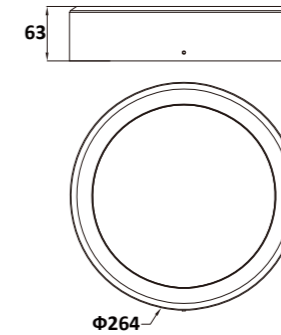
220-240Vac	50-60Hz	90lm/W	3000-6500K	CRI > 80	PF 0.95	50000 hr
Ta -35°C +50°C	RH 10% 95%	Class I	IK09	IP65	CE	RoHS

产品细节 Details



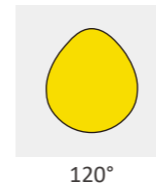
HYFC-LED01

产品尺寸 Dimension



HYFC-LED01
φ 264*63mm

配光曲线 Distribution curve



产品参数 Product parameters

Model	Rated Power	Luminaire Output Flux	Led Chip	Leds. (PCS)	Dimming	Carton Size(mm)	QTY/ Carton	N.W. (KGS)	G.W. (KGS)
HYFC-LED01	15W	1500lm	2835	216	ON/OFF	480*295*305	6	12.9	14.6
HYFC-LED01	15W	1500lm	2835	216	DALI	480*295*305	6	12.9	14.6
HYFC-LED01	25W	1900lm	2835	216	ON/OFF	480*295*305	6	12.9	14.6
HYFC-LED01	25W	1900lm	2835	216	DALI	480*295*305	6	12.9	14.6





缘起 / Kitty S

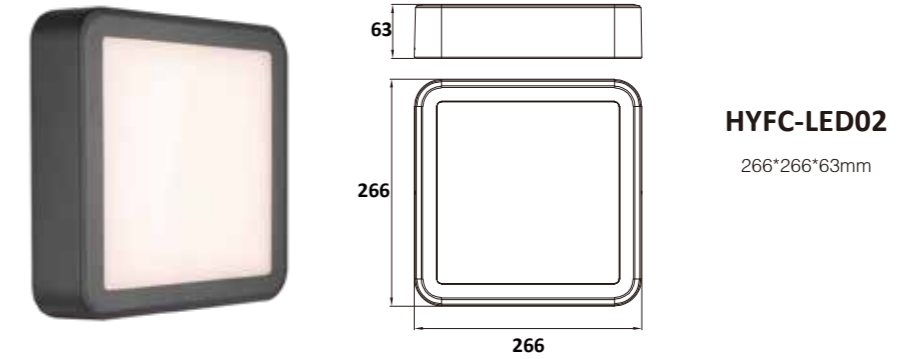
220-240Vac	50-60Hz	95lm/W	3000-6500K	CRI > 80	PF 0.95	50000 hr
Ta -35°C +50°C	RH 10% 95%	Class I	IK09	IP65	CE	RoHS

产品细节 Details

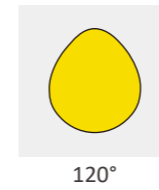


HYFC-LED02

产品尺寸 Dimension



配光曲线 Distribution curve



产品参数 Product parameters

Model	Rated Power	Luminaire Output Flux	Led Chip	Leds. (PCS)	Dimming	Carton Size(mm)	QTY/ Carton	N.W. (KGS)	G.W. (KGS)
HYFC-LED02	15W	1650lm	2835	240	ON/OFF	480*295*305	6	12.6	13.8
HYFC-LED02	15W	1650lm	2835	240	DALI	480*295*305	6	12.6	13.8
HYFC-LED02	25W	2375lm	2835	240	ON/OFF	480*295*305	6	12.6	13.8
HYFC-LED02	25W	2375lm	2835	240	DALI	480*295*305	6	12.6	13.8





烟雨 / Ersh

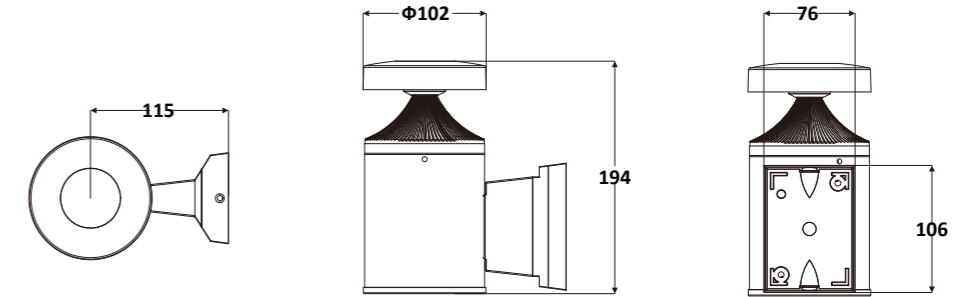
100-240Vac	50-60Hz	65lm/W	3000-6500K	CRI > 80	PF 0.95	50000 hr
Ta -35°C +50°C	RH 10% 95%	Class I	IK09	IP65	CE	RoHS

产品细节 Details



HYBD-LED30

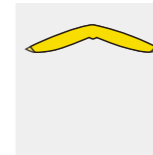
产品尺寸 Dimension



HYBD-LED30

166*102*194mm

配光曲线 Distribution curve



C12C36-T5

产品参数 Product parameters

Model	Rated Power	Luminaire Output Flux	Led Chip	Leds. (PCS)	Dimming	Carton Size(mm)	QTY/ Carton	N.W. (KGS)	G.W. (KGS)
HYBD-LED30	12W	780lm	2835	72	ON/OFF	475*385*240	8	9.6	13





梅雨 / Ersh

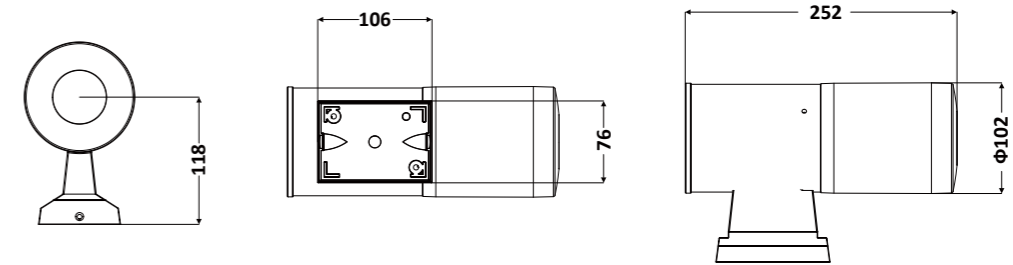
100-240Vac	50-60Hz	100lm/W	3000-6500K	CRI > 80	PF 0.95	50000 hr
Ta -35°C +50°C	RH 10% 95%	Class I	IK09	IP65	CE	RoHS

产品细节 Details



HYBD-LED31

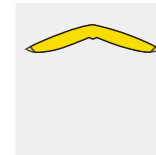
产品尺寸 Dimension



HYBD-LED31

169*102*252mm

配光曲线 Distribution curve



C12C36-T5

产品参数 Product parameters

Model	Rated Power	Luminaire Output Flux	Led Chip	Leds. (PCS)	Dimming	Carton Size(mm)	QTY/ Carton	N.W. (KGS)	G.W. (KGS)
HYBD-LED31	12W	1200lm	2835	72	ON/OFF	475*385*295	8	12	15.2





微凉 / Erling

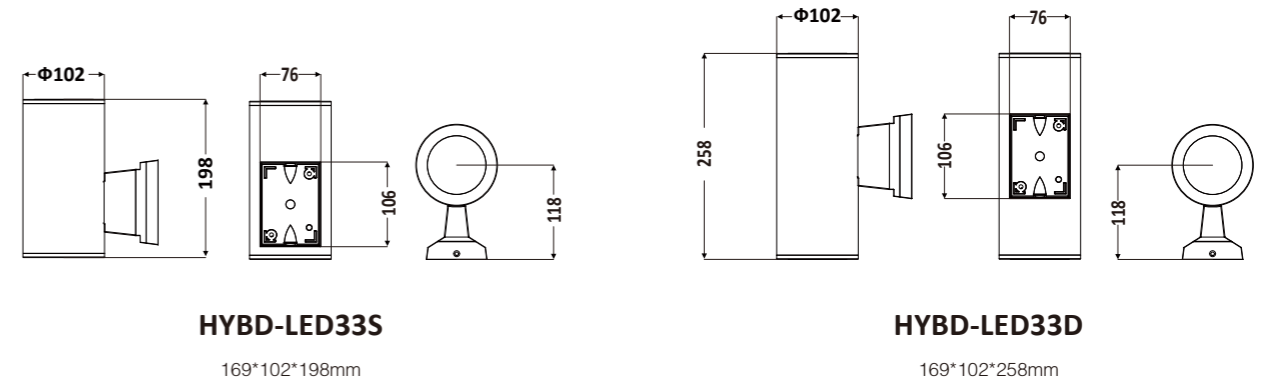
220-240Vac	50-60Hz	100lm/W	3000-6500K	CRI > 80	PF 0.9	50000 hr
Ta -35°C +50°C	RH 10% 95%	Class I	IK09	IP65	CE	RoHS

产品细节 Details

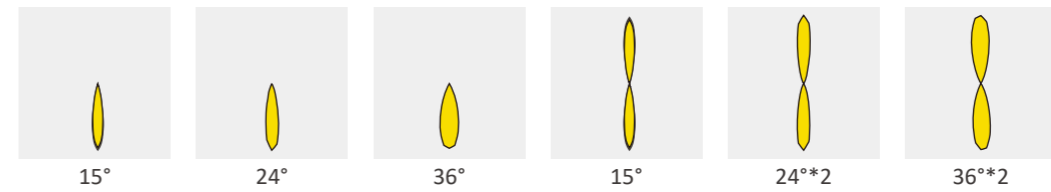


HYBD-LED33

产品尺寸 Dimension



配光曲线 Distribution curve



产品参数 Product parameters

Model	Rated Power	Luminaire Output Flux	Led Chip	Leds. (PCS)	Dimming	Carton Size(mm)	QTY/ Carton	N.W. (KGS)	G.W. (KGS)
HYBD-LED33 S	10W	1000lm	COB1006	1	ON/OFF	190*610*450	8	8	10.4
HYBD-LED33 D	20W	2000lm	COB1006	2	ON/OFF	280*460*380	8	10.4	12.8





洛兰 / Zlin

100-240Vac	50-60Hz	40m/W	3000-6500K	CRI > 80	PF 0.95	50000 hr
Ta -35°C +50°C	RH 10% 95%	Class I	IK09	IP65	CE	RoHS

产品细节 Details

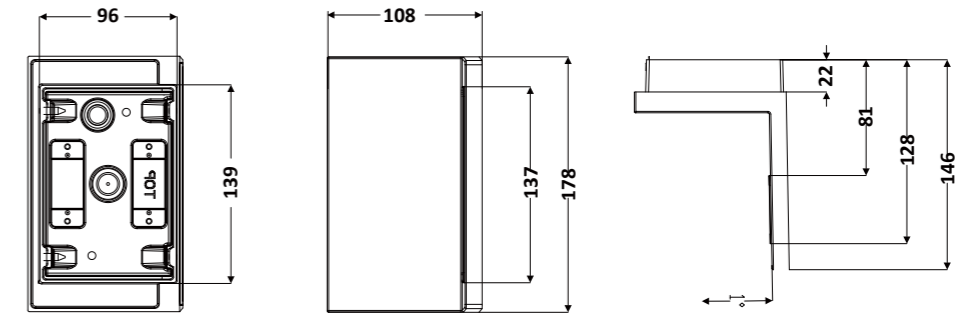


Motion sensor (optional)

Solar solution (optional)

HYBD-LED34

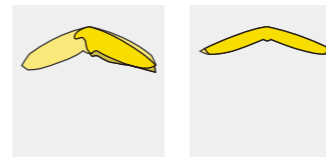
产品尺寸 Dimension



HYBD-LED34

178*137*108mm

配光曲线 Distribution curve



G11C36-T3

C12C36-T5

产品参数 Product parameters

Model	Rated Power	Luminaire Output Flux	Led Chip	Leds. (PCS)	Dimming	Output Voltage	Carton Size(mm)	QTY/ Carton	N.W. (KGS)	G.W. (KGS)
HYBD-LED34	12W	600lm	2835	36	ON/OFF	36Vdc	535*415*195	8	8.24	8.8
HYBD-LED34	5W	200lm	2835	36	SOLAR	3Vdc	535*415*195	8	8.24	8.8





灯火 / Focus

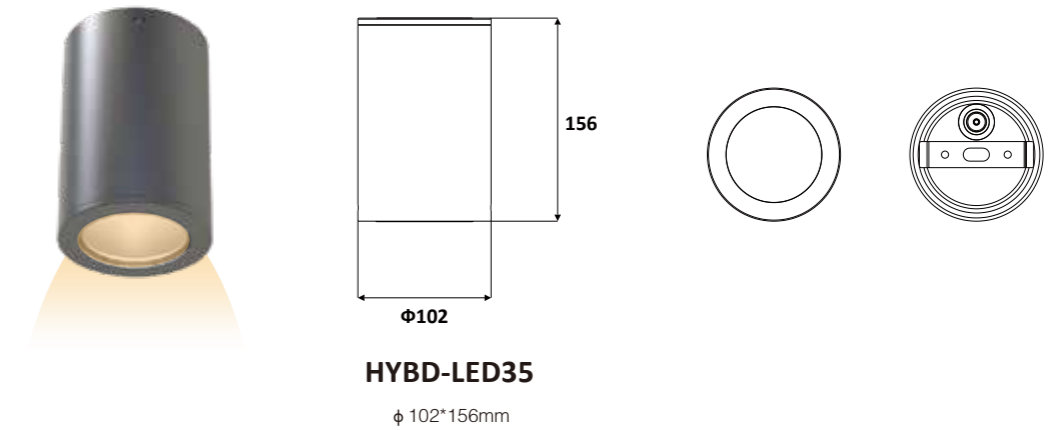
220-240Vac	50-60Hz	100lm/W	3000-6500K	CRI > 80	PF 0.9	50000 hr
Ta -35°C +50°C	RH 10% 95%	Class I	IK09	IP65	CE	RoHS

产品细节 Details

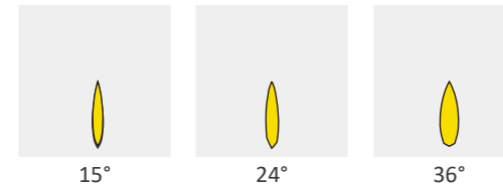


HYBD-LED35

产品尺寸 Dimension



配光曲线 Distribution curve



产品参数 Product parameters

Model	Rated Power	Luminaire Output Flux	Led Chip	Leds. (PCS)	Dimming	Carton Size(mm)	QTY/ Carton	N.W. (KGS)	G.W. (KGS)
HYBD-LED35	10W	1000lm	COB1006	1	ON/OFF	470*470*200	8	8	10





HYT-LED62



HYT-LED63




HYT-LED65



HYT-LED69



HYT-LED08



HYT-LED03



HYT-LED90

星宇 / Eden



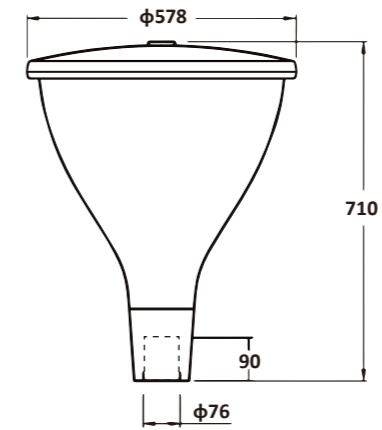
产品细节 Details



- 100-277Vac
- 50-60Hz
- 100lm/W
- 3000-6500K
- CRI > 70/80
- PF 0.95
- 50000 hr
- Ta -35°C +50°C
- RH 10% 95%
- Class I
- IK09
- IP66
- CE
- RoHS

HYT-LED62

产品尺寸 Dimension



HYT-LED62

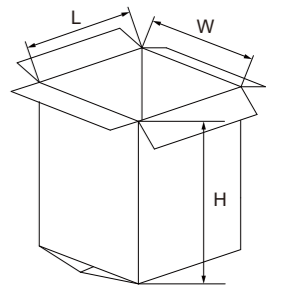
φ 570*725mm
φ 60/76mm

产品参数 Product parameters

Model	Rated Power	Luminaire Output Flux	LedChip	Leds.(PCS)	Lens
HYT-LED62-40	40W	4000lm	5050	16	4*1
HYT-LED62-60	60W	6000lm	5050	20	4*1
HYT-LED62-80	80W	8000lm	5050	24	4*1
HYT-LED62-100	100W	10000lm	5050	28	4*1

包装参数 Packing Information

Model	Carton Size(mm)	QTY/Carton	N.W.(KGS)	G.W.(KGS)
HYT-LED62	605*605*750	1	9.2	11.5

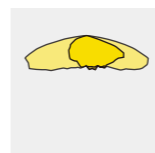
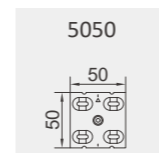




HYT-LED62

配光曲线

Distribution curve



GH4T4



GH4T5

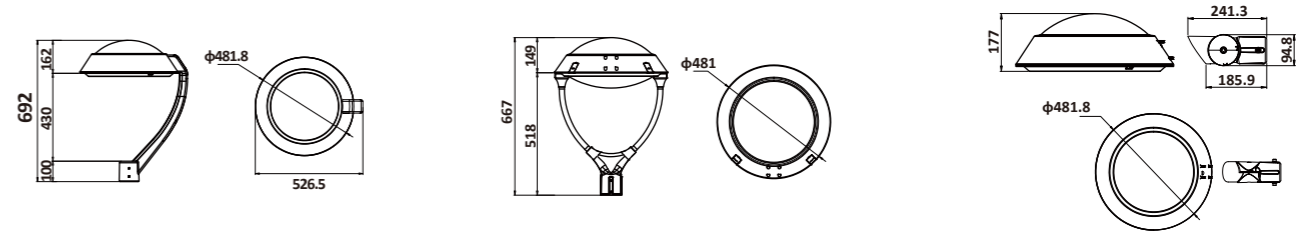
云泽 / Jade

100-277Vac	50-60Hz	100lm/W	3000-6500K	CRI > 70/80	PF 0.95	50000 hr
Ta -35°C +50°C	RH 10% 95%	Class I	IK09	IP66	CE	RoHS



HYT-LED63 Series

产品尺寸 Dimension



HYT-LED63 A

525*480*695mm
φ 60/76mm

HYT-LED63 B

φ 480*715mm
φ 60/76mm

HYT-LED63 C

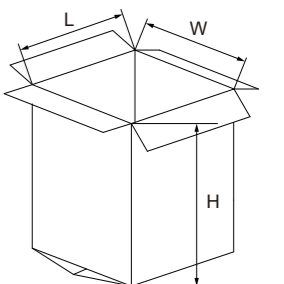
665*480*175mm
φ 60/76mm


产品参数 Product parameters

Model	Rated Power	Luminaire Output Flux	LedChip	Leds.(PCS)	Lens
HYT-LED63A-40	40W	4000lm	3030	56	14*1
HYT-LED63A-60	60W	6000lm	3030	96	14*1
HYT-LED63A-80	80W	8000lm	3030	112	14*1
HYT-LED63A-100	100W	10000lm	3030	140	14*1
HYT-LED63B-40	40W	4000lm	3030	56	14*1
HYT-LED63B-60	60W	6000lm	3030	96	14*1
HYT-LED63B-80	80W	8000lm	3030	112	14*1
HYT-LED63B-100	100W	10000lm	3030	140	14*1
HYT-LED63C-40	40W	4000lm	3030	56	14*1
HYT-LED63C-60	60W	6000lm	3030	96	14*1
HYT-LED63C-80	80W	8000lm	3030	112	14*1
HYT-LED63C-100	100W	10000lm	3030	140	14*1

包装参数 Packing Information

Model	Carton Size(mm)	QTY/Carton	N.W.(KGS)	G.W.(KGS)
HYT-LED63A	660*570*205	1	8.3	9.3
HYT-LED63B	660*570*205	1	8.5	9.5
HYT-LED63C	505*505*240	1	7	8

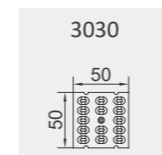




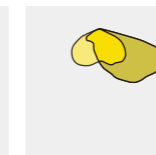
HYT-LED63 Series

配光曲线

Distribution curve



GX14T5



GX14T4

朝霞 / Earl



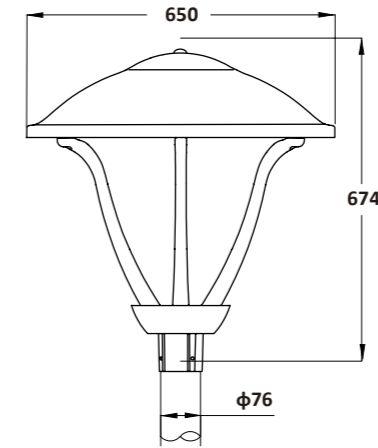
产品细节 Details



100-277Vac	50-60Hz	100lm/W	3000-6500K	CRI > 70/80
PF 0.95	50000 hr	Ta -35°C +50°C	RH 10% 95%	Class I
IK09	IP66	CE	RoHS	

HYT-LED65

产品尺寸 Dimension



HYT-LED65

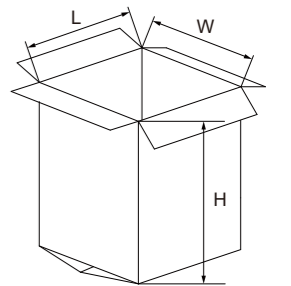
φ 650*675mm
φ 60/76mm

产品参数 Product parameters

Model	Rated Power	Luminaire Output Flux	LedChip	Leds.(PCS)	Lens
HYT-LED65-40	40W	4000lm	5050	16	4*1
HYT-LED65-60	60W	6000lm	5050	24	4*1
HYT-LED65-80	80W	8000lm	5050	24	4*1
HYT-LED65-100	100W	10000lm	5050	28	4*1

包装参数 Packing Information

Model	Carton Size(mm)	QTY/Carton	N.W.(KGS)	G.W.(KGS)
HYT-LED65	780*700*230	1	11.5	13.5

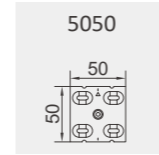





HYT-LED65

配光曲线

Distribution curve




GH4T4



GH4T5

云淡 / Max



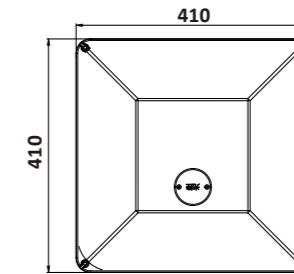
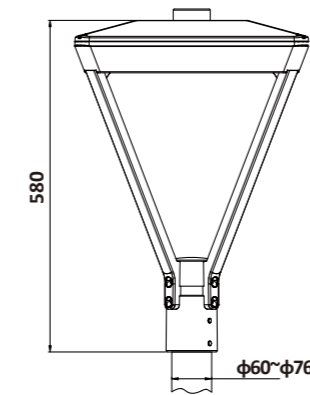
产品细节 Details



100-277Vac	50-60Hz	100lm/W	3000-6500K	CRI > 70/80
PF 0.95	50000 hr	Ta -35°C +50°C	RH 10% 95%	Class I
IK09	IP66	CE	RoHS	

HYT-LED69

产品尺寸 Dimension



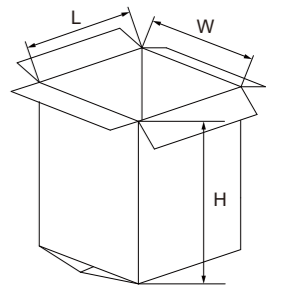
HYT-LED69
410*410*600mm
φ 60/76mm

产品参数 Product parameters

Model	Rated Power	Luminaire Output Flux	LedChip	Leds.(PCS)	Lens
HYT-LED69-40	40W	4000lm	3030	56	4*1
HYT-LED69-60	60W	6000lm	3030	96	4*1
HYT-LED69-80	80W	8000lm	3030	112	4*1
HYT-LED69-100	100W	10000lm	3030	140	4*1

包装参数 Packing Information

Model	Carton Size(mm)	QTY/Carton	N.W.(KGS)	G.W.(KGS)
HYT-LED69	560*595*130	1	6.8	7.8

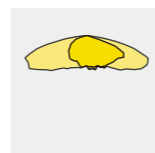
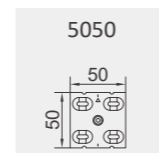




HYT-LED69

配光曲线

Distribution curve



GH4T4



GH4T5

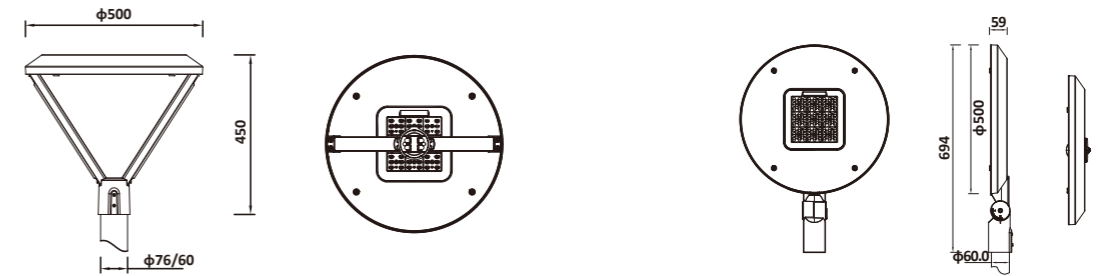
和风/ Qubo%Cuba

100-277Vac	50-60Hz	130lm/W	3000-6500K	CRI > 70/80	PF 0.95	50000 hr
Ta -35°C +50°C	RH 10% 95%	Class I	IK09	IP66	CE	RoHS



HYT-E08 Series

产品尺寸 Dimension



HYT-E08D

φ 500*450mm
φ 60/76mm

HYT-E08S

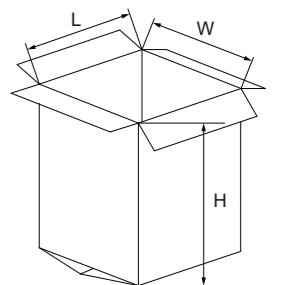
592*500*168mm
φ 60mm

产品参数 Product parameters

Model	Rated Power	Luminaire Output Flux	LedChip	Leds.(PCS)	Lens
HYT-E08D-20	20W	2600lm	3030	56	14*1
HYT-E08D-40	40W	5200lm	3030	56	14*1
HYT-E08D-60	60W	7800lm	3030	84	14*1
HYT-E08D80	80W	10400lm	3030	84	14*1
HYT-E08D-100	100W	13000lm	3030	126	14*1
HYT-E08S-20	20W	2600lm	3030	56	14*1
HYT-E08S-40	40W	5200lm	3030	56	14*1
HYT-E08S-60	60W	7800lm	3030	84	14*1
HYT-E08S-80	80W	10400lm	3030	84	14*1
HYT-E08S100	100W	13000lm	3030	126	14*1

包装参数 Packing Information


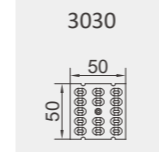
Model	Carton Size(mm)	QTY/Carton	N.W.(KGS)	G.W.(KGS)
HYT-E08D	590*500*150	1	5	6
HYT-E08S	590*500*150	1	5	6



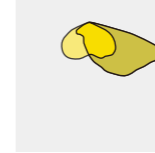


HYT-LED08 Series

配光曲线 Distribution curve

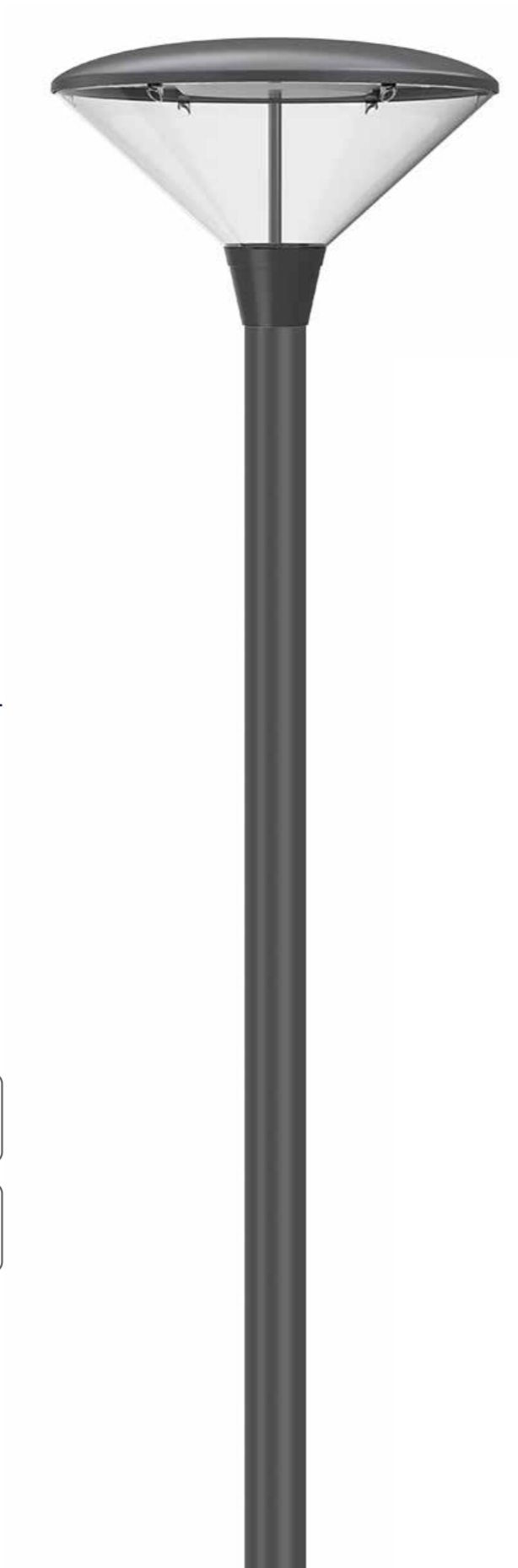


GX14T5



GX14T4

星河 / Parasol



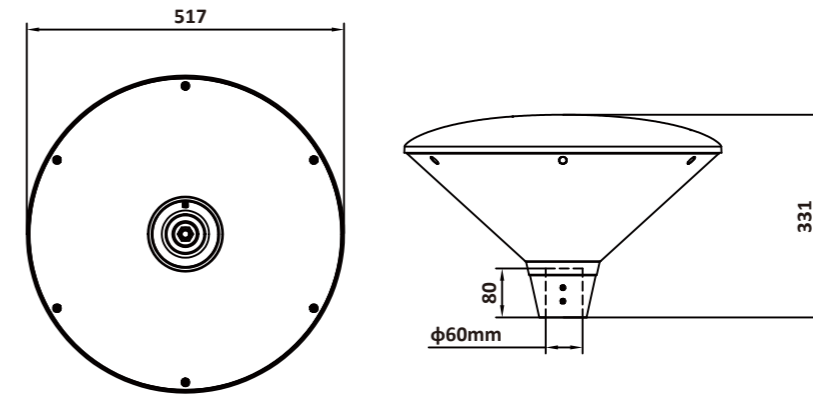
产品细节 Details



100-277Vac	50-60Hz	100lm/W	3000-6500K	CRI > 70/80
PF 0.95	50000 hr	Ta -35°C +50°C	RH 10% 95%	Class I
IK09	IP66	CE	RoHS	

HYT-LED03

产品尺寸 Dimension



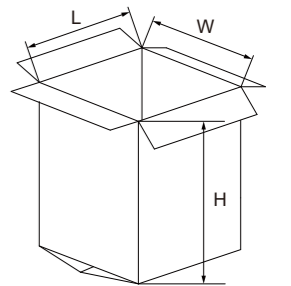
HYT-LED03
φ 517*331mm
φ 60mm


产品参数 Product parameters

Model	Rated Power	Luminaire Output Flux	LedChip	Leds.(PCS)	Lens
HYT-LED03-30	30W	3000lm	5050	16	4*1
HYT-LED03-60	60W	6000lm	5050	24	4*1
HYT-LED03-80	80W	8000lm	5050	32	4*1
HYT-LED03-100	100W	10000lm	5050	48	4*1

包装参数 Packing Information

Model	Carton Size(mm)	QTY/Carton	N.W.(KGS)	G.W.(KGS)
HYT-LED03	625*625*400	1	8	9.6

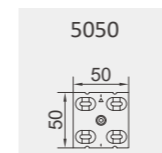




HYT-LED03

配光曲线

Distribution curve




GH4T4

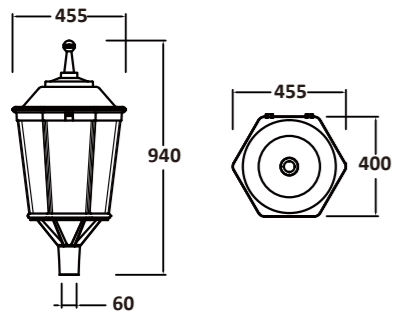


GH4T5

梧桐 / Romani



产品尺寸 Dimension



HYT-LED90
455*940mm
φ 60mm

100-277Vac	50-60Hz	100lm/W	3000-6500K	CRI > 70/80
PF 0.95	50000 hr	Ta -35°C +50°C	RH 10% 95%	Class I
IK09	IP66	CE	RoHS	

HYT-LED90

产品细节 Details

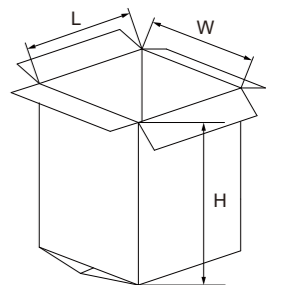


产品参数 Product parameters

Model	Rated Power	Luminaire Output Flux	LedChip	Leds.(PCS)	Lens
HYT-LED90-20	20W	2000lm	5050	16	4*1
HYT-LED90-40	40W	4000lm	5050	24	4*1
HYT-LED90-70	70W	7000lm	5050	36	4*1
HYT-LED90-80	80W	8000lm	5050	48	4*1

包装参数 Packing Information

Model	Carton Size(mm)	QTY/Carton	N.W.(KGS)	G.W.(KGS)
HYT-LED90	470*415*725	1	5.2	6.5

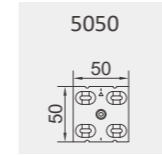





HYT-LED90

配光曲线

Distribution curve



GH4T4



GH4T5



HYT-LED95



HYT-LED95B



HYT-LED95A



HYT-LED95D



HYT-LED95E



HYT-LED96D

宝莲 / Balloon



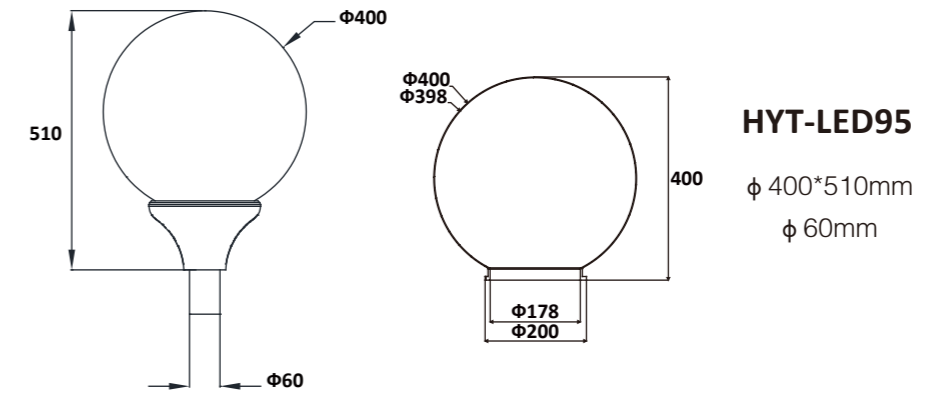
产品细节 Details



100-277Vac	50-60Hz	130lm/W	3000-6500K	CRI > 70
PF 0.95	50000 hr	Ta -35°C +50°C	RH 10% 95%	Class I
IK08	IP65	CE	RoHS	

HYT-LED95

产品尺寸 Dimension

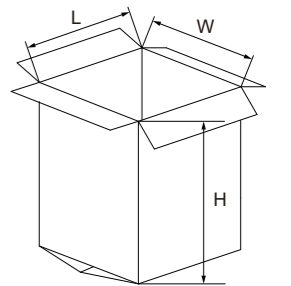


产品参数 Product parameters

Model	Rated Power	Luminaire Output Flux	LedChip	Leds.(PCS)	Lens
HYT-LED95-30	30W	3900lm	5050	24	24*1
HYT-LED95-40	40W	5200lm	5050	30	30*1
HYT-LED95-50	50W	6500lm	5050	36	36*1

包装参数 Packing Information

Model	Carton Size(mm)	QTY/Carton	N.W.(KGS)	G.W.(KGS)
HYT-LED95	435*435*530	1	4.9	6.9

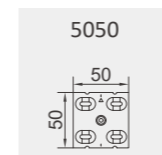





HYT-LED95

配光曲线

Distribution curve

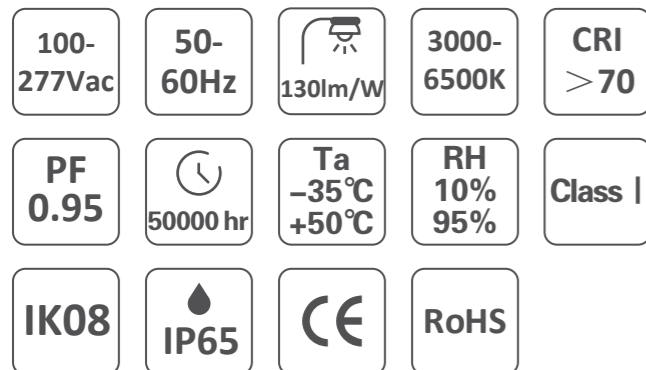


GH4T4



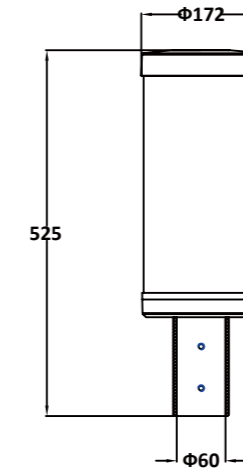
GH4T5

木兰 / Bamboo



HYT-LED95B

产品尺寸 Dimension



HYT-LED95B

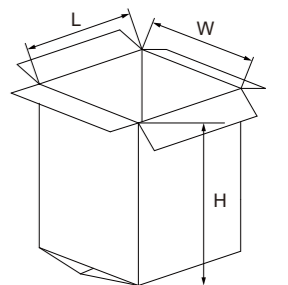
φ 170*540mm
φ 60mm

产品参数 Product parameters

Model	Rated Power	Luminaire Output Flux	LedChip	Leds.(PCS)	Lens
HYT-LED95B-30	30W	3900lm	5050	24	24*1
HYT-LED95B-40	40W	5200lm	5050	30	30*1
HYT-LED95B-50	50W	6500lm	5050	36	36*1

包装参数 Packing Information

Model	Carton Size(mm)	QTY/Carton	N.W.(KGS)	G.W.(KGS)
HYT-LED95B	520*460*600	1	3.9	5.2





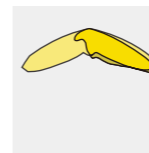
HYT-LED95B

配光曲线

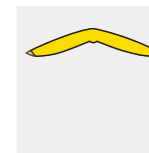
Distribution curve

5050

36*1



G11C36-T3



C12C36-T5

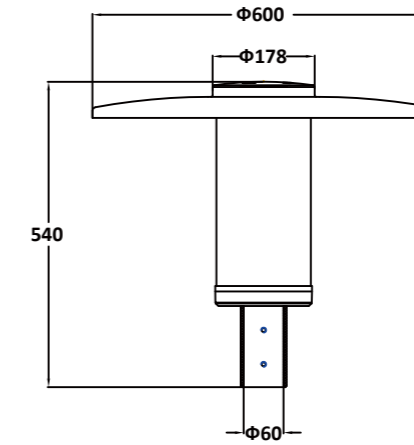
蜻蜓 / Dragonfly



- 100-277Vac
- 50-60Hz
- 130lm/W
- 3000-6500K
- CRI > 70
- PF 0.95
- 50000 hr
- Ta -35°C +50°C
- RH 10% 95%
- Class I
- IK08
- IP65
- CE
- RoHS

HYT-LED95A

产品尺寸 Dimension



HYT-LED95A

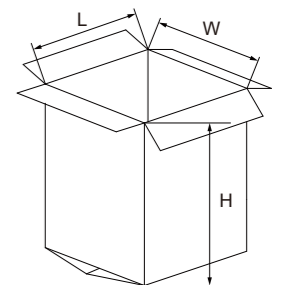
Φ 600*540mm
Φ 60mm

产品参数 Product parameters

Model	Rated Power	Luminaire Output Flux	LedChip	Leds.(PCS)	Lens
HYT-LED95A-30	30W	3900lm	5050	24	24*1
HYT-LED95A-40	40W	5200lm	5050	30	30*1
HYT-LED95A-50	50W	6500lm	5050	36	36*1

包装参数 Packing Information

Model	Carton Size(mm)	QTY/Carton	N.W.(KGS)	G.W.(KGS)
HYT-LED95A	520*460*600	1	4.8	6.5





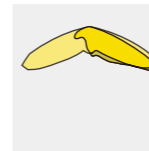
HYT-LED95A

配光曲线

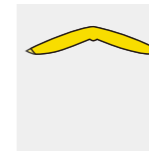
Distribution curve

5050

36*1




G11C36-T3

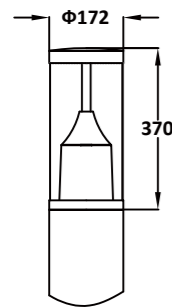


C12C36-T5

烛光 / Candle



产品尺寸 / Dimension

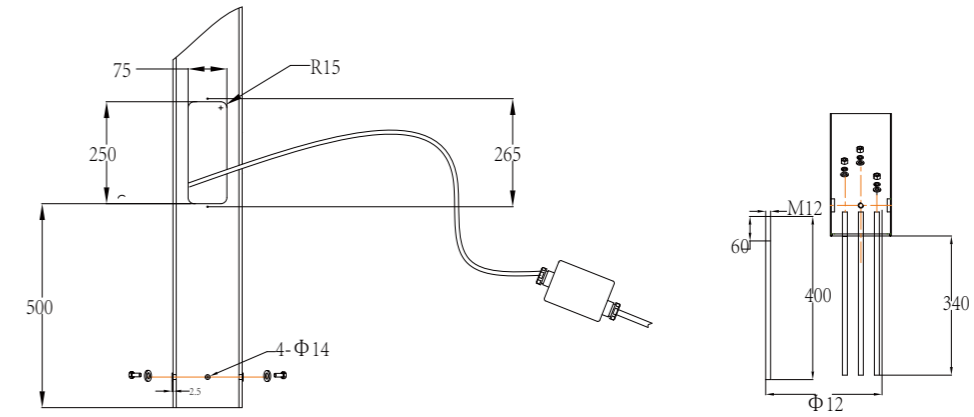


HYT-LED95D
φ 172*370mm

- 100-277Vac
- 50-60Hz
- 130lm/W
- 3000-6500K
- CRI > 70
- PF 0.95
- 50000 hr
- Ta -35°C +50°C
- RH 10% 95%
- Class I
- IK08
- IP65
- CE
- RoHS

HYT-LED95D

安装说明 / Instruction



产品参数 / Product parameters

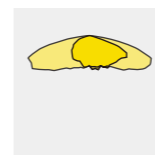
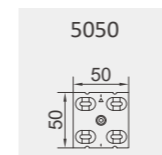
Model	Rated Power	Luminaire Output Flux	LedChip	Leds.(PCS)	Lens
HYT-LED95D-30	30W	3900lm	5050	24	24*1
HYT-LED95D-40	40W	5200lm	5050	30	30*1
HYT-LED95D-50	50W	6500lm	5050	36	36*1



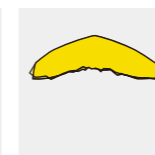
HYT-LED95D

配光曲线

Distribution curve



GH4T4



GH4T5

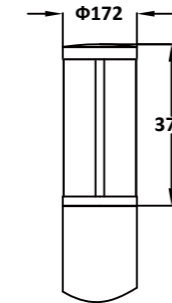
星华 / Candle pro



100-277Vac	50-60Hz	130lm/W	3000-6500K	CRI > 70
PF 0.95	50000 hr	Ta -35°C +50°C	RH 10% 95%	Class I
IK08	IP65	CE		

HYT-LED95E

产品尺寸 Dimension



HYT-LED95E

φ 172*370mm

产品参数 Product parameters


Model	Rated Power	Luminaire Output Flux	LedChip	Leds.(PCS)	Lens
HYT-LED95E-30	30W	3900lm	5050	24	24*1
HYT-LED95E-40	40W	5200lm	5050	30	30*1
HYT-LED95E-50	50W	6500lm	5050	36	36*1

配光曲线 Distribution curve






HYT-LED95E COLOR



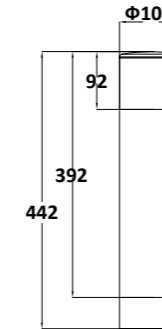
雅致 / Candle mini



100-277Vac	50-60Hz	110lm/W	3000-6500K	CRI > 70
PF 0.95	50000 hr	Ta -35°C +50°C	RH 10% 95%	Class I
CE				

HYT-LED96D

产品尺寸 Dimension



HYT-LED96D

φ 100*442mm

产品参数 Product parameters


Model	Rated Power	Luminaire Output Flux	LedChip	Leds.(PCS)	Lens
HYT-LED96D-30	30W	3300lm	3535	20	20*1
HYT-LED96D-40	40W	4400lm	3535	24	24*1
HYT-LED96D-50	50W	5500lm	3535	28	28*1



HYT-LED96D

配光曲线

Distribution curve



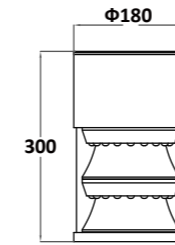
雅颂 / Candle x



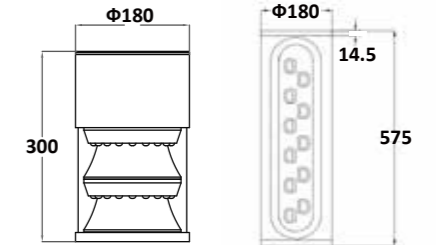
- 100-277Vac
- 50-60Hz
- 85lm/W
- 3000-6500K
- CRI > 70
- PF 0.95
- 50000 hr
- Ta -35°C +50°C
- RH 10% 95%
- Class I
- IK10
- IP66
- CE

HYT-LED92 Series

产品尺寸 Dimension



HYT-LED92



HYT-LED92E

产品参数 Product parameters

Model	Rated Power	Luminaire Output Flux	LedChip	Leds.(PCS)	Lens
HYT-LED92-36	36W	3060lm	5050	2	18*1
HYT-LED92E-56	56W	4760m	5050	12	18*1&1*1



HYT-LED92 Series

配光曲线

Distribution curve

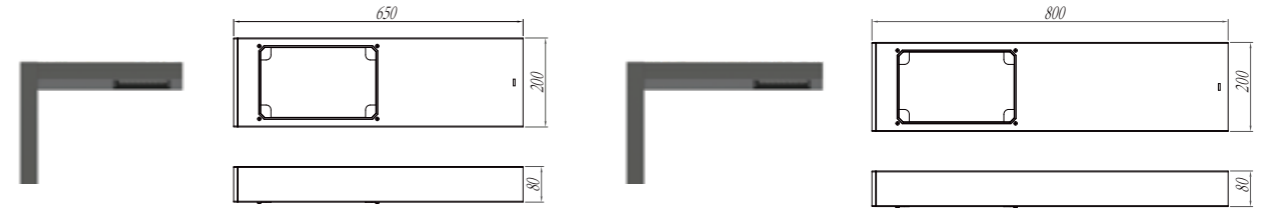


天籁/ Straight



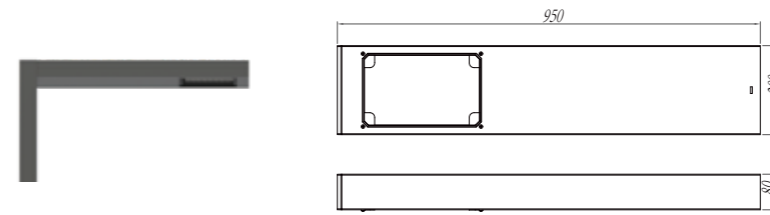
HYT-LED97

产品尺寸 Dimension



HYT-LED97-650

HYT-LED97-800



HYT-LED97-950

产品参数 Product parameters

Model	Rated Power	Luminaire Output Flux	LedChip	Leds.(PCS)	Lens
HYT-LED97-20	20W	2940lm	5050	16	4*1
HYT-LED97-40	40W	5640lm	5050	16	4*1
HYT-LED97-60	60W	8460lm	5050	32	4*1
HYT-LED97-80	80W	11200lm	5050	32	4*1
HYT-LED97-20	20W	2940lm	3535	16	4*1
HYT-LED97-40	40W	5640lm	3535	16	4*1
HYT-LED97-60	60W	8460lm	3535	32	4*1
HYT-LED97-80	80W	11200lm	3535	32	4*1


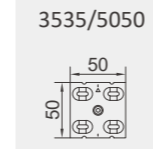
100-277Vac	50-60Hz	147lm/W	3000-6500K	CRI > 70/80
PF 0.95	50000 hr	Ta -35°C +50°C	RH 10% 95%	Class I
IK08	IP65	CE	RoHS	



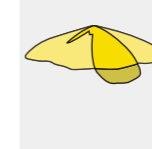
HYT-LED97

配光曲线

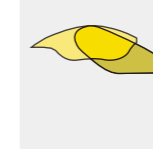
Distribution curve



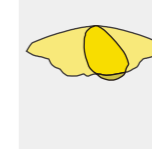
SL4T2



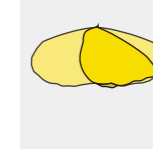
SL4T3



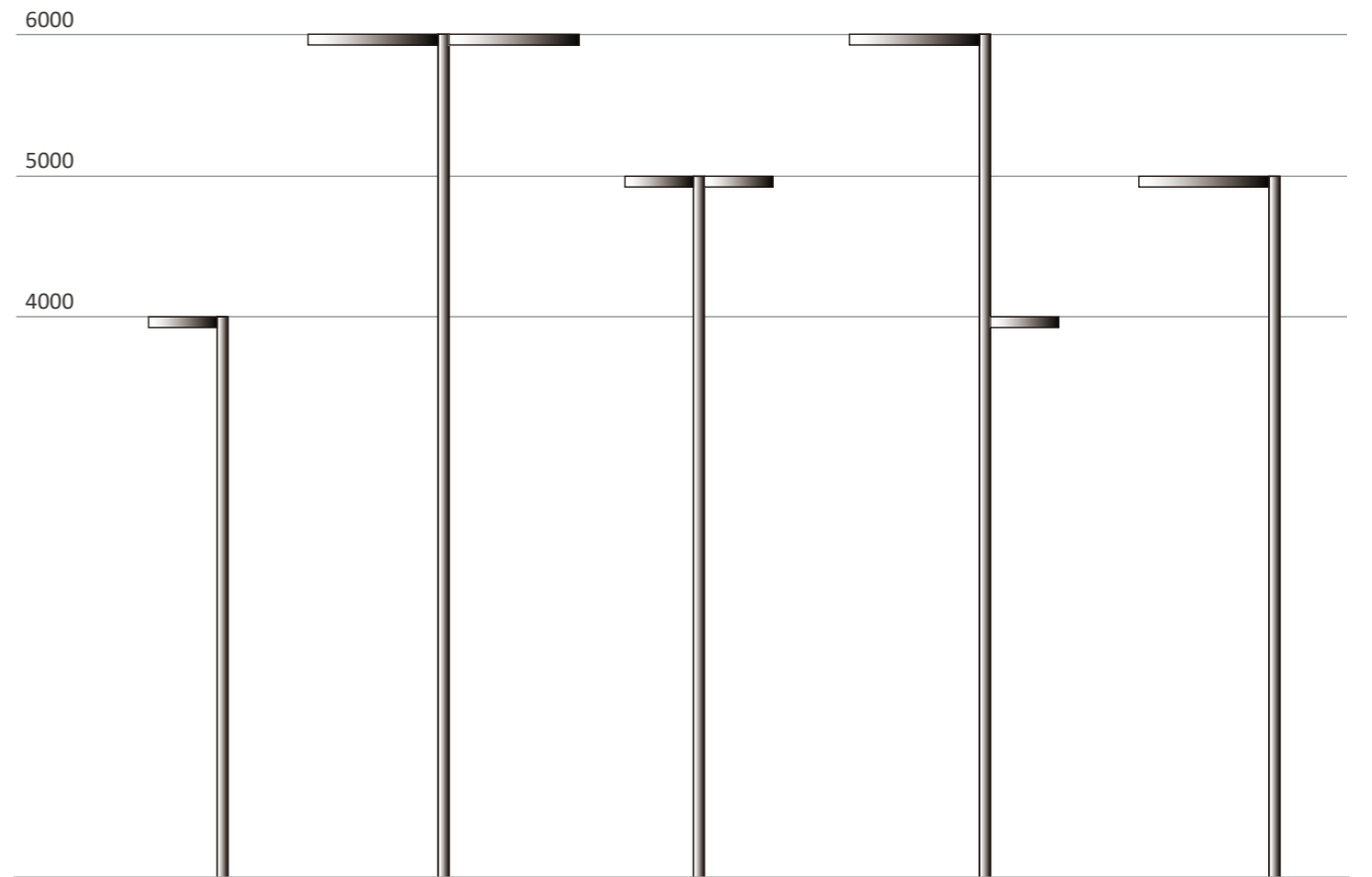
SL4T4



SH4T2



SH4T3



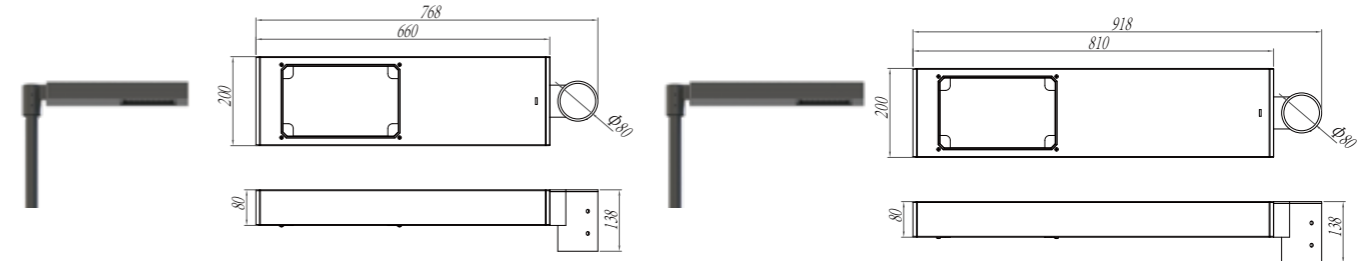
天启 / Straight A



100-277Vac	50-60Hz	147lm/W	3000-6500K	CRI > 70
PF 0.95	50000 hr	Ta -35°C +50°C	RH 10% 95%	Class I
IK08	IP65	CE	RoHS	

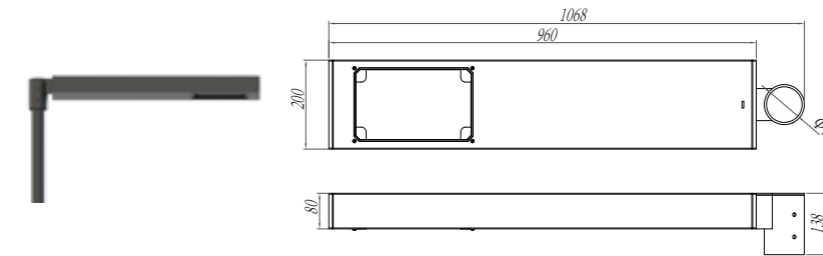
HYT-LED97A

产品尺寸 Dimension



HYT-LED97A-660

HYT-LED97A-810



HYT-LED97A-960

产品参数 Product parameters

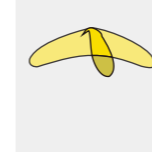
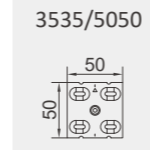
Model	Rated Power	Luminaire Output Flux	LedChip	Leds.(PCS)	Lens
HYT-LED97A-20	20W	2940lm	5050	16	4*1
HYT-LED97A-40	40W	5640lm	5050	16	4*1
HYT-LED97A-60	60W	8460lm	5050	32	4*1
HYT-LED97A-80	80W	11200lm	5050	32	4*1
HYT-LED97A-20	20W	2940lm	3535	16	4*1
HYT-LED97A-40	40W	5640lm	3535	16	4*1
HYT-LED97A-60	60W	8460lm	3535	32	4*1
HYT-LED97A-80	80W	11200lm	3535	32	4*1



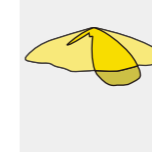
HYT-LED97A

配光曲线

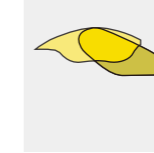
Distribution curve



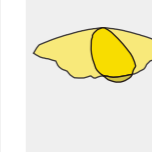
SL4T2



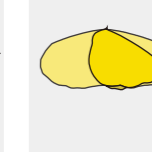
SL4T3



SL4T4



SH4T2



SH4T3

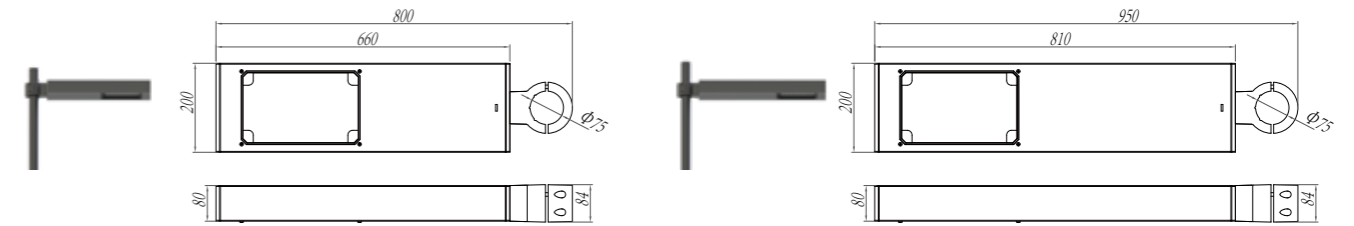
天府 / Straight B



100-277Vac	50-60Hz	147lm/W	3000-6500K	CRI > 70
PF 0.95	50000 hr	Ta -35°C +50°C	RH 10% 95%	Class I
IK08	IP65	CE	RoHS	

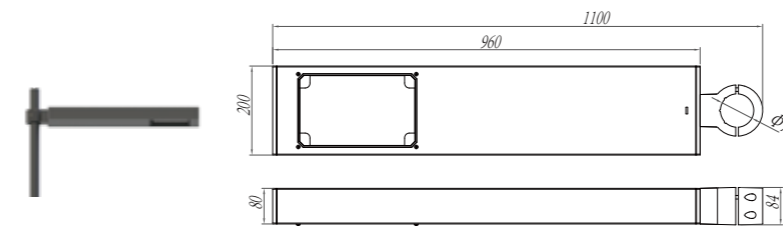
HYT-LED97B

产品尺寸 Dimension



HYT-LED97B-660

HYT-LED97B-810



HYT-LED97B-960

产品参数 Product parameters


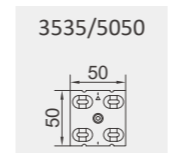
Model	Rated Power	Luminaire Output Flux	LedChip	Leds.(PCS)	Lens
HYT-LED97B-20	20W	2940lm	5050	16	4*1
HYT-LED97B-40	40W	5640lm	5050	16	4*1
HYT-LED97B-60	60W	8460lm	5050	32	4*1
HYT-LED97B-80	80W	11200lm	5050	32	4*1
HYT-LED97B-20	20W	2940lm	3535	16	4*1
HYT-LED97B-40	40W	5640lm	3535	16	4*1
HYT-LED97B-60	60W	8460lm	3535	32	4*1
HYT-LED97B-80	80W	11200lm	3535	32	4*1



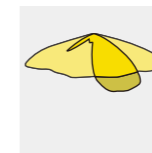
HYT-LED97B

配光曲线

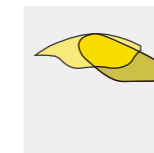
Distribution curve



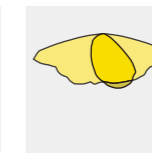
SL4T2



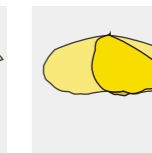
SL4T3



SL4T4



SH4T2




SH4T3

千禧 / Queen



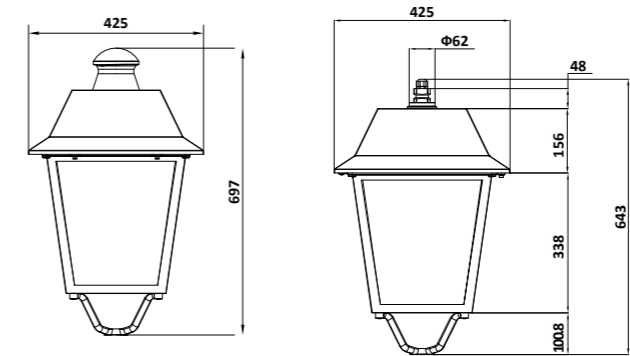
产品细节 Details



- 100-277Vac
- 50-60Hz
- 127lm/W
- 3000-6500K
- CRI > 70
- PF 0.95
- 50000 hr
- Ta -35°C +50°C
- RH 10% 95%
- Class I
- IK09
- IP66
- CE
- RoHS

HYT-LED98

产品尺寸 Dimension



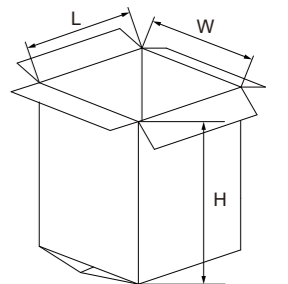
425*697mm
φ 60/76mm

产品参数 Product parameters

Model	Rated Power	Luminaire Output Flux	LedChip	Leds.(PCS)	Lens
HYT-LED98-30	30W	3810lm	5050	12	4*1
HYT-LED98-60	60W	7620lm	5050	24	4*1
HYT-LED98-80	80W	10320lm	5050	36	4*1

包装参数 Packing Information

Model	Carton Size(mm)	QTY/Carton	N.W.(KGS)	G.W.(KGS)
HYT-LED98	460*460*740	1	9.3	11.65






HYT-LED98

配光曲线

Distribution curve

3535/5050



GL4T5



GL4T4

号角 / Bugle pro



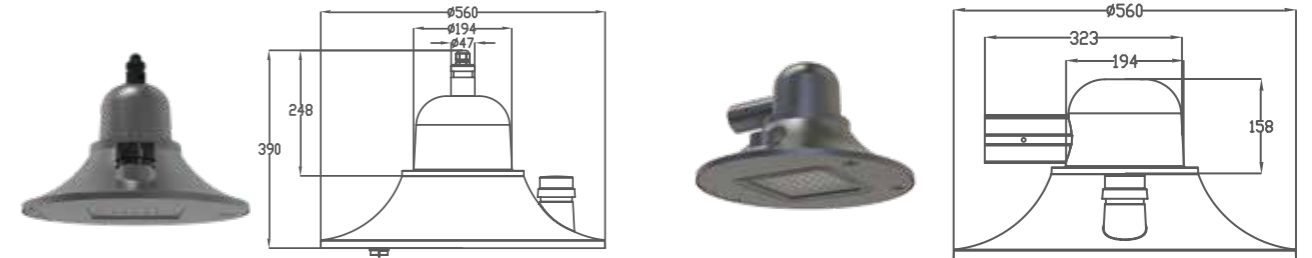
产品细节 Details



100-277Vac	50-60Hz	148lm/W	3000-6500K	CRI > 70
PF 0.95	50000 hr	Ta -35°C +50°C	RH 10% 95%	Class I
IK09	IP66	CE	RoHS	

HYT-LED09 Series

产品尺寸 Dimension



HYT-LED09C

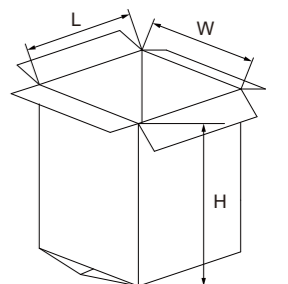
HYT-LED09H

产品参数 Product parameters

Model	Rated Power	Luminaire Output Flux	LedChip	Leds.(PCS)	Lens
HYT-LED09C-40	40W	5360lm	5050	24	4*1
HYT-LED09C-60	60W	7620lm	5050	24	4*1
HYT-LED09C-80	80W	10080lm	5050	36	4*1
HYT-LED09C-100	100W	12400lm	5050	36	4*1
HYT-LED09H-40	40W	5360lm	3535	24	4*1
HYT-LED09H-60	60W	7620lm	3535	24	4*1
HYT-LED09H-80	80W	10080lm	3535	36	4*1
HYT-LED09H-100	100W	12400lm	3535	36	4*1
HYT-LED09H-60	60W	7920lm	3030	84	14*1
HYT-LED09H-80	80W	9760lm	3030	126	14*1
HYT-LED09H-100	100W	11700lm	3030	126	14*1

包装参数 Packing Information


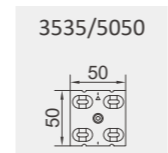
Model	Carton Size(mm)	QTY/Carton	N.W.(KGS)	G.W.(KGS)
HYT-LED09C	575*575*445	1	5.6	7.1
HYT-LED09H	575*575*445	1	5.9	7.4





HYT-LED09 Series


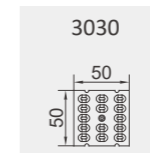
配光曲线 Distribution curve



GL4T5



GL4T4



GX14T5



GX14T4

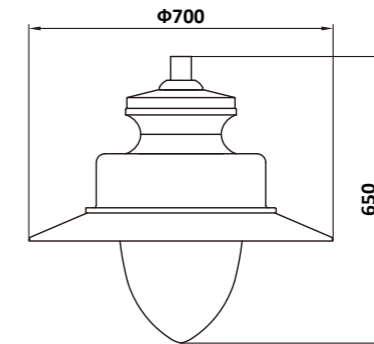
羊驼 / Lama



100-277Vac	50-60Hz	117lm/W	3000-6500K	CRI > 70
PF 0.95	50000 hr	Ta -35°C +50°C	RH 10% 95%	Class I
IK09	IP66	CE	RoHS	

HYT-LED10B

产品尺寸 Dimension



HYT-LED10B

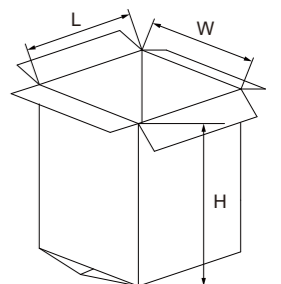
φ 700*650mm
φ 60/76mm

产品参数 Product parameters

Model	Rated Power	Luminaire Output Flux	LedChip	Leds.(PCS)	Lens
HYT-LED10B-40	40W	4400lm	5050	24	4*1
HYT-LED10B-60	60W	6600lm	5050	24	4*1
HYT-LED10B-80	80W	8800lm	5050	36	4*1
HYT-LED10B-100	100W	11000lm	5050	36	4*1
HYT-LED10B-40	40W	4400lm	3535	24	4*1
HYT-LED10B-60	60W	6600lm	3535	24	4*1
HYT-LED10B-80	80W	8800lm	3535	36	4*1
HYT-LED10B-100	100W	11000lm	3535	36	4*1
HYT-LED10B-60	60W	6000lm	3030	84	14*1
HYT-LED10B-80	80W	8000lm	3030	126	14*1
HYT-LED10B-100	100W	10000lm	3030	126	14*1

包装参数 Packing Information

Model	Carton Size(mm)	QTY/Carton	N.W.(KGS)	G.W.(KGS)
HYT-LED10B	750*750*690	1	10	11.3


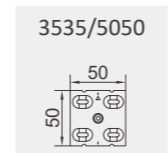




HYT-LED10B

配光曲线


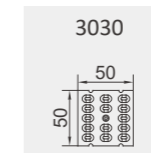
Distribution curve



GL4T5



GL4T4



GX14T5



GX14T4


碧瑶 / Villa



100-277Vac	50-60Hz	110lm/W	3000-6500K	CRI > 70
PF 0.95	50000 hr	Ta -35°C +50°C	RH 10% 95%	Class I
IK09	IP66	CE	RoHS	

HYT-LED10C

产品尺寸 Dimension



HYT-LED10C

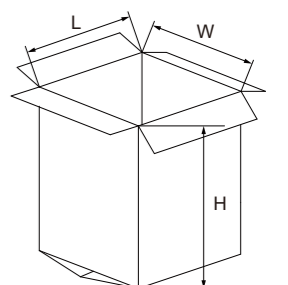
520*600mm
φ 60/76mm

产品参数 Product parameters

Model	Rated Power	Luminaire Output Flux	LedChip	Leds.(PCS)	Lens
HYT-LED10C-40	40W	3600lm	5050	24	4*1
HYT-LED10C-60	60W	5400lm	5050	24	4*1
HYT-LED10C-80	80W	7200lm	5050	36	4*1
HYT-LED10C-100	100W	9000lm	5050	36	4*1
HYT-LED10C-40	40W	3600lm	3535	24	4*1
HYT-LED10C-60	60W	5400lm	3535	24	4*1
HYT-LED10C-80	80W	7200lm	3535	36	4*1
HYT-LED10C-100	100W	9000lm	3535	36	4*1
HYT-LED10C-40	60W	5400lm	3030	84	14*1
HYT-LED10C-60	80W	7200lm	3030	126	14*1
HYT-LED10C-80	100W	9000lm	3030	126	14*1

包装参数 Packing Information

Model	Carton Size(mm)	QTY/Carton	N.W.(KGS)	G.W.(KGS)
HYT-LED10C	550*550*650	1	10	11.3


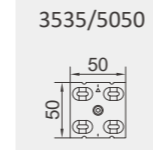




HYT-LED10C

配光曲线


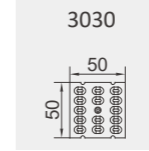
Distribution curve



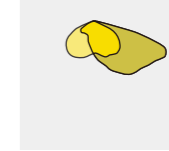
GL4T5



GL4T4




GX14T5



GX14T4


敦煌 / Villa



100-277Vac	50-60Hz	110lm/W	3000-6500K	CRI > 70
PF 0.95	50000 hr	Ta -35°C +50°C	RH 10% 95%	Class I
IK09	IP66	CE	RoHS	

HYT-LED96

产品尺寸 Dimension



HYT-LED96

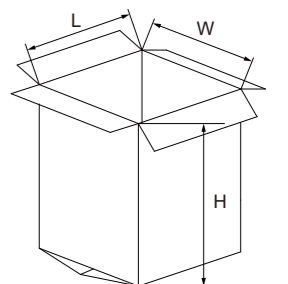
520*850mm
φ 60/76mm

产品参数 Product parameters

Model	Rated Power	Luminaire Output Flux	LedChip	Leds.(PCS)	Lens
HYT-LED96-40	40W	3600lm	5050	24	4*1
HYT-LED96-60	60W	5400lm	5050	24	4*1
HYT-LED96-80	80W	7200lm	5050	36	4*1
HYT-LED96-100	100W	9000lm	5050	36	4*1
HYT-LED96-40	40W	3600lm	3535	24	4*1
HYT-LED96-60	60W	5400lm	3535	24	4*1
HYT-LED96-80	80W	7200lm	3535	36	4*1
HYT-LED96-100	100W	9000lm	3535	36	4*1
HYT-LED96-40	60W	5400lm	3030	84	14*1
HYT-LED96-60	80W	7200lm	3030	126	14*1
HYT-LED96-80	100W	9000lm	3030	126	14*1

包装参数 Packing Information

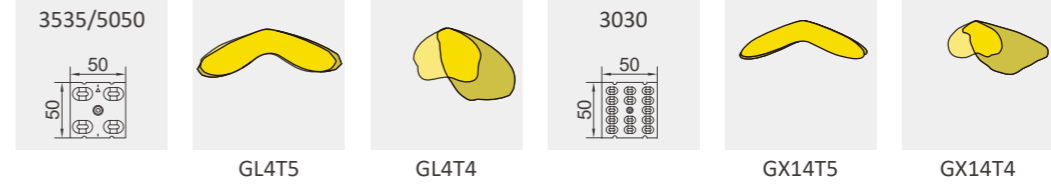
Model	Carton Size(mm)	QTY/Carton	N.W.(KGS)	G.W.(KGS)
HYT-LED96	540*540*890	1	10	11.3





HYT-LED96


配光曲线 Distribution curve



璀璨 / Bugle



产品细节 Details



100-277Vac	50-60Hz	148lm/W	3000-6500K	CRI > 70
PF 0.95	50000 hr	Ta -35°C +50°C	RH 10% 95%	Class I
IK09	IP66	CE	RoHS	

HYT-LED09 Series

产品尺寸 Dimension



HYT-LED09S

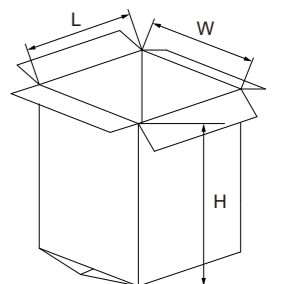
HYT-LED09B

产品参数 Product parameters

Model	Rated Power	Luminaire Output Flux	LedChip	Leds.(PCS)	Lens
HYT-LED09S-30	30W	4110lm	5050	16	14*1
HYT-LED09S-30	30W	3930lm	3535	16	14*1
HYT-LED09S-40	40W	4880lm	3030	56	14*1
HYT-LED09B-40	40W	5360lm	5050	24	14*1
HYT-LED09B-60	60W	7620lm	5050	24	14*1
HYT-LED09B-80	80W	10080lm	5050	36	14*1
HYT-LED09B-100	100W	12400lm	5050	36	14*1
HYT-LED09B-40	40W	536lm	3535	24	14*1
HYT-LED09B-60	60W	7620lm	3535	24	14*1
HYT-LED09B-80	80W	10080lm	3535	36	14*1
HYT-LED09B-100	100W	12400lm	3535	36	14*1
HYT-LED09B-60	60W	7920lm	3030	84	14*1
HYT-LED09B-80	80W	9760lm	3030	126	14*1
HYT-LED09B-100	100W	11700lm	3030	126	14*1

包装参数 Packing Information

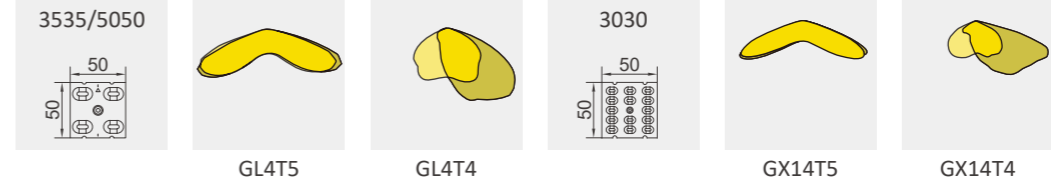
Model	Carton Size(mm)	QTY/Carton	N.W.(KGS)	G.W.(KGS)
HYT-LED09S	575*575*445	1	5.6	7.1
HYT-LED09B	755*755*535	1	5.9	7.4





HYT-LED09 Series

配光曲线 Distribution curve



Street Lamp





星际 / Value

100-277Vac	50-60Hz	130lm/W	3000-6500K	CRI >70	PF 0.95	50000 hr
Ta -35°C +50°C	RH 10% 95%	Class I	IK09	IP66	CE	RoHS

产品细节 Details

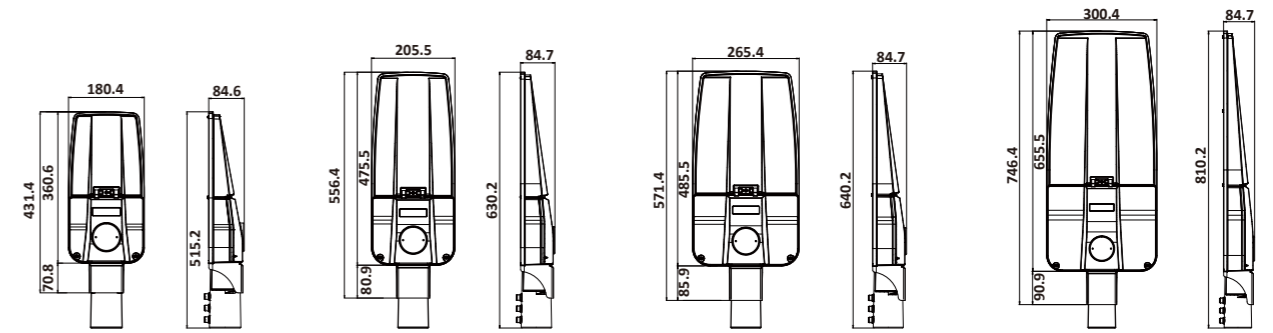


配光曲线 Distribution curve



HYDD-LED46 Series

产品尺寸 Dimension



HYDD-LED46 XS

515*180*115mm
φ 60mm

HYDD-LED46 S

630*205*115mm
φ 60mm

HYDD-LED46 M

640*265*115mm
φ 60mm

HYDD-LED46 L

810*300*115mm
φ 60mm

产品参数 Product parameters

Model	Rated Power	Luminaire Output Flux	Led Chip	Leds. (PCS)	Lens	Carton Size(mm)	QTY/ Carton	N.W. (KGS)	G.W. (KGS)
HYDD-LED46XS-40	40W	6000lm	5050	16	4*1	540*200*140	1	2.5	3.3
		4200lm	3030	56	14*1	540*200*140	1	2.5	3.3
HYDD-LED46XS-60	60W	9000lm	5050	24	4*1	540*200*140	1	2.5	3.3
		7800lm	3030	84	14*1	540*200*140	1	2.5	3.3
HYDD-LED46S-100	100W	15000lm	5050	32	4*1	670*220*140	1	3.5	4.3
		13000lm	3030	112	14*1	670*220*140	1	3.5	4.3
HYDD-LED46S-120	120W	18000lm	5050	48	4*1	670*220*140	1	3.5	4.3
		15600lm	3030	168	14*1	670*220*140	1	3.5	4.3
HYDD-LED46M-150	150W	22500lm	5050	56	4*1	670*290*140	1	4.3	5.2
		19500lm	3030	140	14*1	670*290*140	1	4.3	5.2
HYDD-LED46M-180	180W	27000lm	5050	72	4*1	670*290*140	1	4.3	5.2
		23400lm	3030	252	14*1	670*290*140	1	4.3	5.2
HYDD-LED46M-200	200W	30000lm	5050	80	4*1	840*320*140	1	6.7	7.6
		26000lm	3030	280	14*1	840*320*140	1	6.7	7.6
HYDD-LED46L-240	240W	36000lm	5050	96	4*1	840*320*140	1	6.7	7.6
		31200lm	3030	336	14*1	840*320*140	1	6.7	7.6
HYDD-LED46L-320	320W	48000lm	5050	112	4*1	840*320*140	1	6.7	7.6
		41600lm	3030	392	14*1	840*320*140	1	6.7	7.6




星战 / Leto

100-277Vac	50-60Hz	180lm/W	3000-6500K	CRI > 70	PF 0.95	50000 hr
Ta -35°C +50°C	RH 10% 95%	Class I	IK09	IP66	CE	RoHS

产品细节 Details

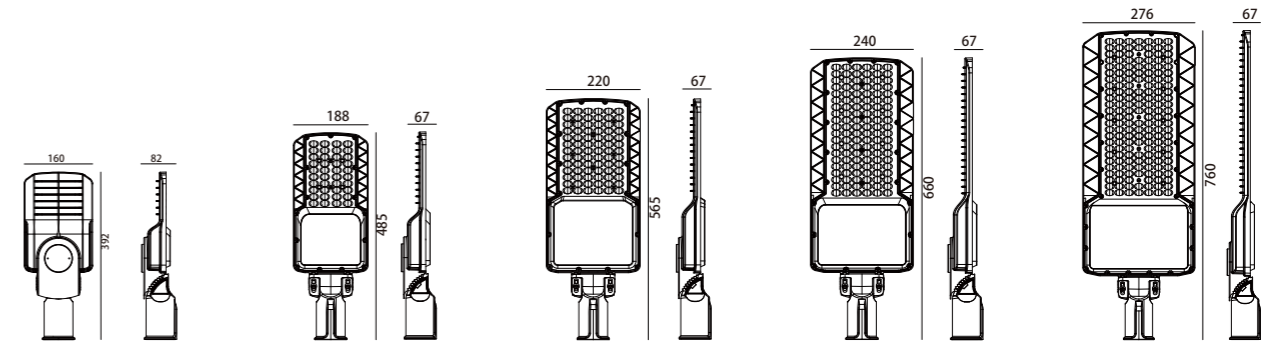


配光曲线 Distribution curve



HYDD-LED42E Series

产品尺寸 Dimension



HYDD-LED42E XXS	HYDD-LED42E XS	HYDD-LED42E S	HYDD-LED42E M	HYDD-LED42E L
392*160*82mm φ 60mm	485*188*67mm φ 60mm	565*220*67mm φ 60mm	660*240*67mm φ 60mm	760*276*67mm φ 60mm

产品参数 Product parameters

Model	Rated Power	Luminaire Output Flux	Led Chip	Leds. (PCS)	Lens	Carton Size(mm)	QTY/ Carton	N.W. (KGS)	G.W. (KGS)
HYDD-LED42EXXS-20	20W	3600lm	5050	20	/	502*218*145	1	2.1	2.5
HYDD-LED42EXXS-30	30W	5100lm	5050	20	/	502*218*145	1	2.1	2.5
HYDD-LED42EXXS-40	40W	6400lm	5050	20	/	502*218*145	1	2.1	2.5
HYDD-LED42EXS-50	50W	9000lm	5050	40	/	502*218*145	1	2.4	2.8
HYDD-LED42EXS-60	60W	10200lm	5050	40	/	502*218*145	1	2.4	2.8
HYDD-LED42EXS-70	70W	11200lm	5050	40	/	502*218*145	1	2.4	2.8
HYDD-LED42EXS-80	80W	12800lm	5050	40	/	502*218*145	1	2.4	2.8
HYDD-LED42ES-90	90W	16200lm	5050	78	/	595*270*145	1	3.1	3.5
HYDD-LED42ES-100	100W	17000lm	5050	78	/	595*270*145	1	3.1	3.5
HYDD-LED42ES-120	120W	19200lm	5050	78	/	595*270*145	1	3.1	3.5
HYDD-LED42ES-150	150W	24000lm	5050	78	/	595*270*145	1	3.1	3.5
HYDD-LED42EM-180	180W	30600lm	5050	120	/	680*285*145	1	3.5	3.9
HYDD-LED42EM-200	200W	32000lm	5050	120	/	680*285*145	1	3.5	3.9
HYDD-LED42EL-250	250W	42500lm	5050	175	/	785*320*145	1	4.2	4.7
HYDD-LED42EL-300	250W	48000lm	5050	175	/	785*320*145	1	4.2	4.7



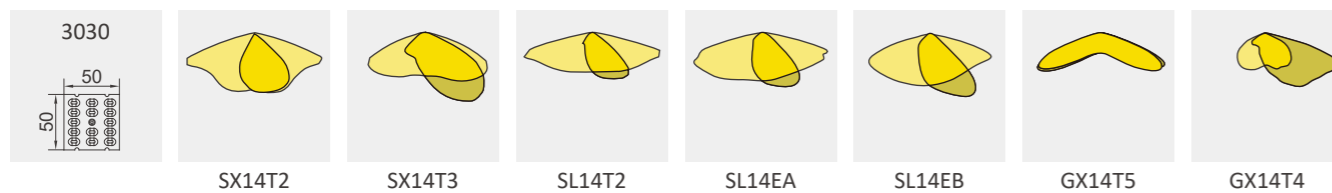
星河 / Ceto

100-277Vac	50-60Hz	130lm/W	3000-6500K	CRI >70	PF 0.95	50000 hr
Ta -35°C +50°C	RH 10% 95%	Class I	IK08	IP66	CE	RoHS

产品细节 Details

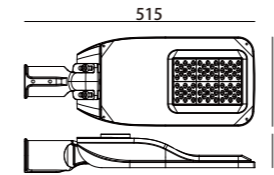


配光曲线 Distribution curve



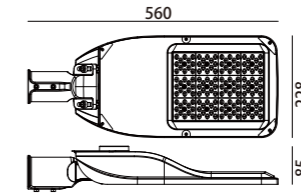
HYDD-LED43E Series

产品尺寸 Dimension



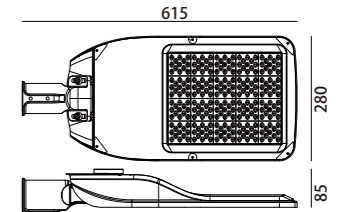
HYDD-LED43E S

515*200*75mm
φ 60mm



HYDD-LED43E M

560*228*85mm
φ 60mm



HYDD-LED43E L

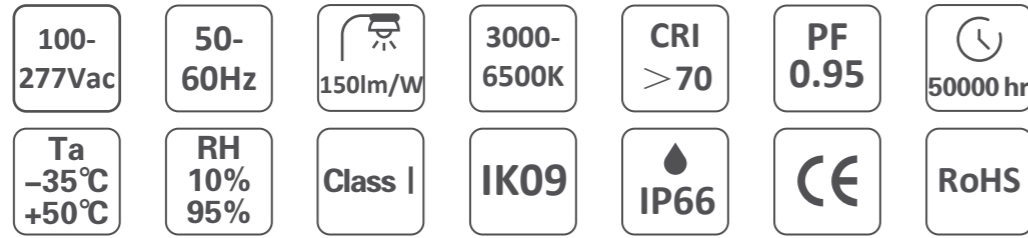
615*280*85mm
φ 60mm

产品参数 Product parameters

Model	Rated Power	Luminaire Output Flux	Led Chip	Leds. (PCS)	Lens	Carton Size(mm)	QTY/ Carton	N.W. (KGS)	G.W. (KGS)
HYDD-LED43E S-40	40	5200lm	3030	84	14*1	540*245*150	1	2.9	3.5
HYDD-LED43E S-50	50	6500lm	3030	84	14*1	540*245*150	1	2.9	3.5
HYDD-LED43E S-60	60	7800lm	3030	84	14*1	540*245*150	1	2.9	3.5
HYDD-LED43E M-80	80	10400lm	3030	168	14*1	590*270*150	1	3.5	4.0
HYDD-LED43E M-90	90	11700lm	3030	168	14*1	590*270*150	1	3.5	4.0
HYDD-LED43E M-100	100	13000lm	3030	168	14*1	590*270*150	1	3.5	4.0
HYDD-LED43E M-120	120	15600lm	3030	168	14*1	590*270*150	1	3.5	4.0
HYDD-LED43E L-150	150	19500lm	3030	280	14*1	645*325*150	1	4.4	4.9
HYDD-LED43E L-180	180	23400lm	3030	280	14*1	645*325*150	1	4.4	4.9
HYDD-LED43E L-210	200	26000lm	3030	280	14*1	645*325*150	1	4.4	4.9
HYDD-LED43E L-240	240	31200lm	3030	280	14*1	645*325*150	1	4.4	4.9



星空 / Echo



产品细节 Details

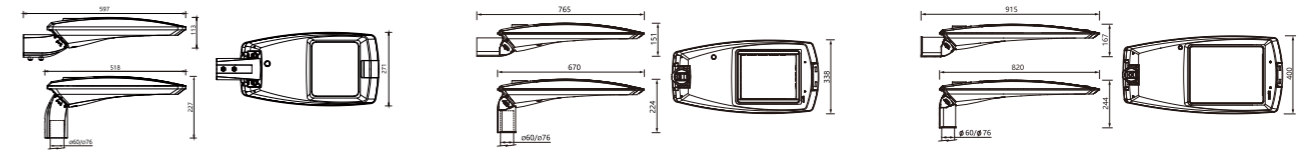


配光曲线 Distribution curve



HYDD-LED49 Series

产品尺寸 Dimension



HYDD-LED49 S

HYDD-LED49 M

HYDD-LED49 L

产品参数 Product parameters

Model	Rated Power	Luminaire Output Flux	Led Chip	Leds. (PCS)	Lens	Carton Size(mm)	QTY/ Carton	N.W. (KGS)	G.W. (KGS)
HYDD-LED49S-20	20W	3000lm	5050	24	4*1	480*150*100	1	1.2	1.5
		2600lm	3030	42	14*1	480*150*100	1	1.2	1.5
HYDD-LED49S-30	30W	4500lm	5050	24	4*1	480*150*100	1	1.2	1.5
		3900lm	3030	42	14*1	480*150*100	1	1.2	1.5
HYDD-LED49S-40	40W	6000lm	5050	24	4*1	480*150*100	1	1.2	1.5
		5200lm	3030	84	14*1	480*150*100	1	1.2	1.5
HYDD-LED49S-50	50W	7500lm	5050	36	4*1	480*150*100	1	1.2	1.5
		6500lm	3030	84	14*1	480*150*100	1	1.2	1.5
HYDD-LED49S-60	60W	9000lm	5050	36	4*1	480*150*100	1	1.2	1.5
		7800lm	3030	84	14*1	480*150*100	1	1.2	1.5
HYDD-LED49S-70	70W	10500lm	5050	36	4*1	480*150*100	1	1.2	1.5
		9100lm	3030	126	14*1	480*150*100	1	1.2	1.5
HYDD-LED49S-80	80W	12000lm	5050	36	4*1	480*150*100	1	1.2	1.5
		10400lm	3030	126	14*1	480*150*100	1	1.2	1.5
HYDD-LED49M-100	100W	15000lm	5050	48	4*1	565*200*100	1	1.7	2.1
		13000lm	3030	168	14*1	565*200*100	1	1.7	2.1
HYDD-LED49M-120	120W	18000lm	5050	48	4*1	565*200*100	1	1.7	2.1
		15600lm	3030	168	14*1	565*200*100	1	1.7	2.1
HYDD-LED49M-150	150W	22500lm	5050	64	4*1	565*200*100	1	1.7	2.1
		19500lm	3030	224	14*1	565*200*100	1	1.7	2.1
HYDD-LED49M-180	180W	27000lm	5050	80	4*1	565*200*100	1	1.7	2.1
		23400lm	3030	224	14*1	565*200*100	1	1.7	2.1
HYDD-LED49M-200	200W	30000lm	5050	80	4*1	565*200*100	1	1.7	2.1
		26000lm	3030	280	14*1	565*200*100	1	1.7	2.1
HYDD-LED49L-280	280W	42000lm	5050	112	4*1	670*220*100	1	2.5	3.1
		36400lm	3030	392	14*1	670*220*100	1	2.5	3.1
HYDD-LED49L-320	320W	41600lm	3030	392	14*1	670*220*100	1	2.5	3.1